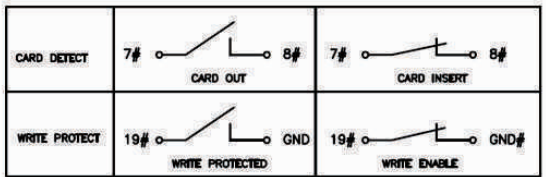
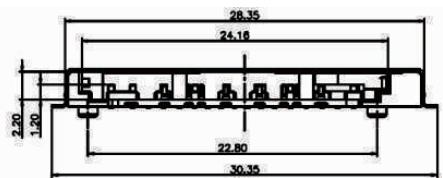


RECOMMENDED PCB LAYOUT  
TOLERANCE UNLESS OTHERWISE IS ±0.05



PIN#	NAME	DESCRIPTION	PIN#	NAME	DESCRIPTION
1	VSS3	GROUND	11	VDD1	SUPPLY VOLTAGE
2	DAT2	DATA LINE BIT2	12	D1-	DIFFERENTIAL DATE 1-
3	DO+	DIFFERENTIAL DATE 0+	13	CLK	CLOCK
4	CD/DAT3	CARD DETECT/DATA LINE BIT3	14	D1+	DIFFERENTIAL DATE 1+
5	DO-	DIFFERENTIAL DATE 0-	15	VSS2	SUPPLY VOLTAGE GROUND
6	CMD	COMMAND/RESPONSE	16	VSS5	GROUND
7	CD	CARD DETECT	17	DAT0	DATA LINE BIT0
8	VSS1	SUPPLY VOLTAGE GROUND	18	DAT1	DATA LINE BIT1
9	VSS4	GROUND	19	WP	WRITE PROTECT
10	VDD2	SUPPLY VOLTAGE(1.8V)			

Notes:

1. All Dimensions are in Millimeters.
2. Operation voltage: 10 VAC max.
3. Current rating : 1 Amps max.
4. Contact resistance: 100m ohms max.
5. Insulation resistance: 1000M ohms min. 500 VDC
6. Dielectric withstanding voltage: 500 VAC / 1minute
7. Operating Temperature: -20°C to +60°C
8. Storage Temperature: -40°C to +70°C
9. Durability 10000 cycles.
10. Halogen Free


RoHS Compliant

TOLERANCES ARE

**MORETHANALL**  
PCB CONNECTORS  
Cable ASSEMBLIES

DRAWING BY CY  
CHECKED BY GENIUS  
UNIT / mm SCALE 1:1  
DATE

X, ±  
.X ±  
.XX ±  
.XXX ±  
ANG ±



ORDER INFORMATION

SDC40-W22PB30-19-HF  
SERIES | HALOGEN FREE  
90°SMT | 19WAY  
B TYPE | EAR/POST 3.80mm  
PUSH PUSH | POST TO POST 22.8mm

煜倫股份有限公司

www.morethanall.com

SIZE A4 PPROJECTION

DESCRIPTION: SD4.0 PUSH PUSH TYPE