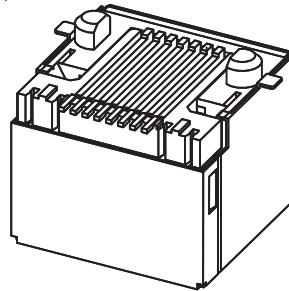
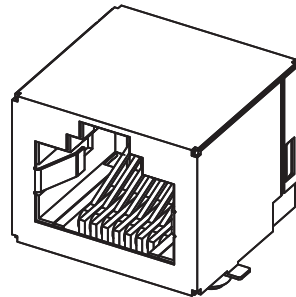
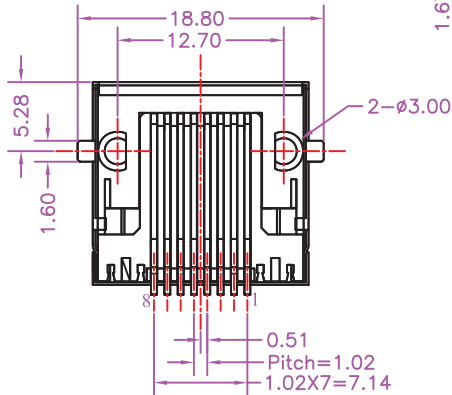
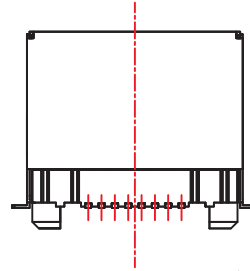
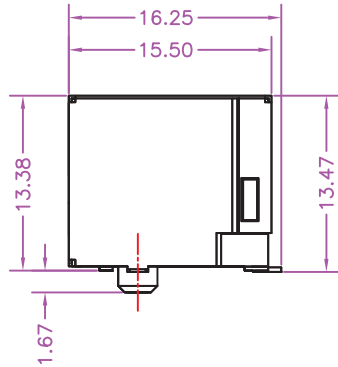
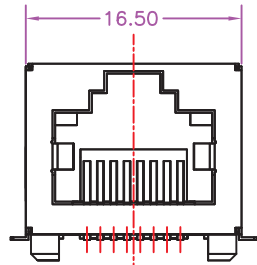


TOLERANCE: ± 0.05 THICKNESS: 1.20mm(Min)
RECOMMENDED PCB LAYOUT/ Top View



2. Material

- 2.1 Housing : 9T Polyester UL94V-0,Color- See Part NO.
- 2.2 Terminal : 0.30 ± 0.10 mm Thickness Phosphor Bronze
- 2.3 Shell : 0.25 ± 0.10 mm Thickness Brass.

3.Finish

- 3.1 Contact: AU On Contact Area 3u"
Solder Area Sn 80u" Min,Nickel Plating 50u" Min.
- 3.2 Shell : 50u" Min Nickel Plated Overall.

4. Specification:

- 4.1 Mating:AC 125V 1.5A.
- 4.2 Contact resistance $\leq 60m \Omega$.
After test: $\leq 60m \Omega$.
- 4.3 Insulation resistance:(DC 500V)
500M Ω .
After test: $\geq 200M \Omega$.
- 4.4 Withstanding voltage:500V AC.
- 4.5 Mating force:25N Max.
- 4.6 Life test:1000 cycles Min.
- 4.7 Lead Soldering Temperature
Housing Material 9T= $260 \pm 5^\circ$ 10s

RoHS Compliant

TOLERANCES ARE

MORETHANALL
PCB CONNECTORS
Cable ASSEMBLIES

DRAWING BY CY

CHECKED BY GENIUS

UNIT / mm


SCALE 1 : 1

DATE

SIZE A4

PJECTION

X. \pm
.X ± 0.50
.XX ± 0.30
.XXX ± 0.15
ANG \pm



ORDER INFORMATION

MJWF13U-KX03EP1-0808-LF

SERIES | 8P8C LEADFREE
EAR+POST
03u" GOLD
NON EAR
BLACK

煜倫股份有限公司

www.morethanall.com

DESCRIPTION: RJ45 Connector Side Entry Modular Jack-SMT