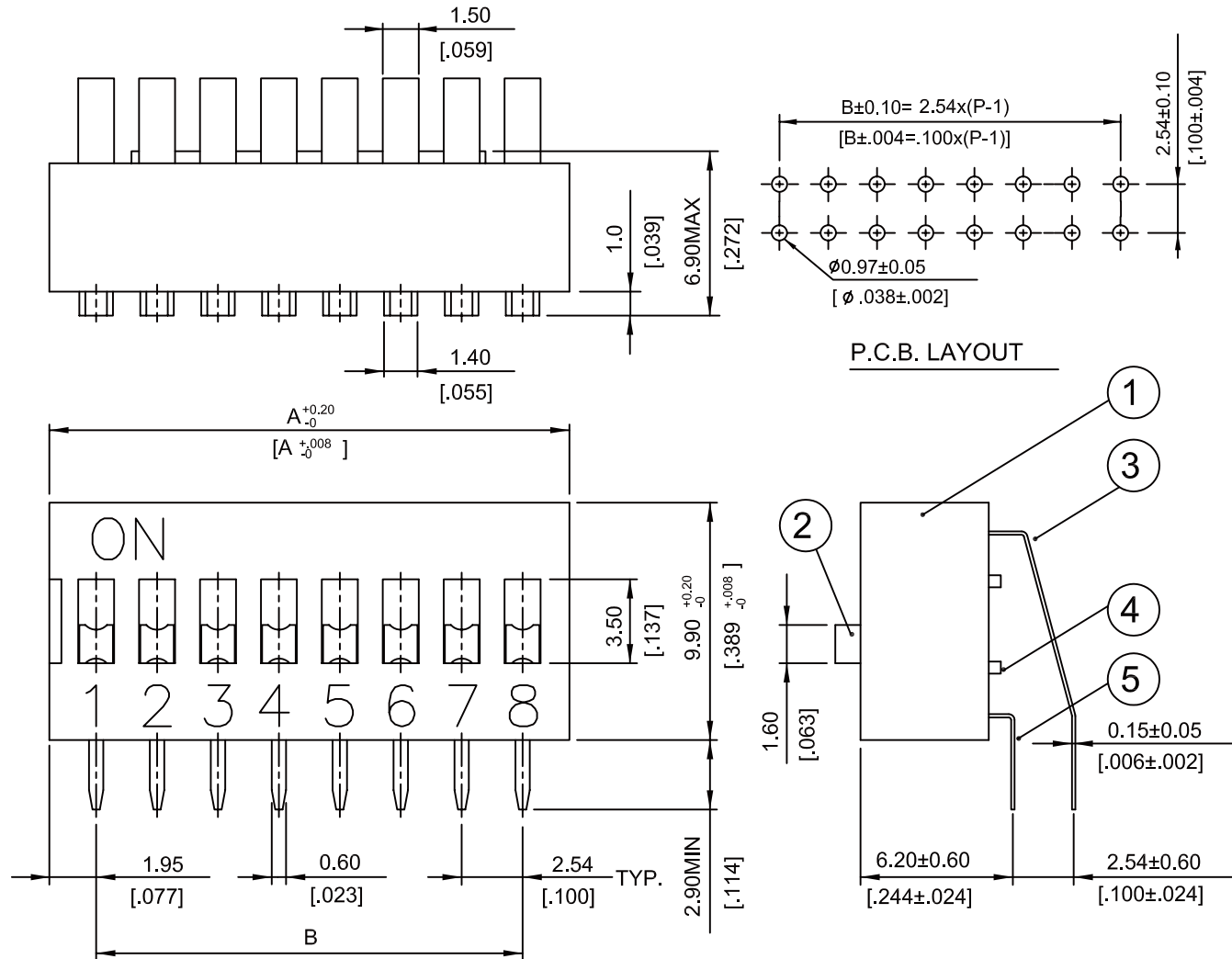
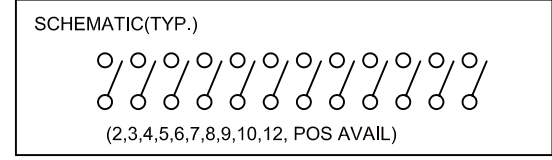


NOTE: 1. ALL DIMENSIONS ARE IN MILLIMETERS, BRACKETED DIMENSIONS ARE IN INCHES.
 2. GENERAL TOLERANCES: 10mm OVER - ± 0.20 mm.
 10mm BELOW - ± 0.10 mm.



PROD. NO.	NO. OF POS.	DIM. A	DIM. B
SW-SRxx-12	12	31.84[1.254]	27.94[1.100]
SW-SRxx-10	10	26.76[1.054]	22.86[.900]
SW-SRxx-09	9	24.22[.954]	20.32[.800]
SW-SRxx-08	8	21.68[.854]	17.78[.700]
SW-SRxx-07	7	19.14[.754]	15.24[.600]
SW-SRxx-06	6	16.60[.654]	12.70[.500]
SW-SRxx-05	5	14.06[.554]	10.16[.400]
SW-SRxx-04	4	11.52[.454]	7.62[.300]
SW-SRxx-03	3	8.98[.354]	5.08[.200]
SW-SRxx-02	2	6.44[.254]	2.54[.100]



RoHS Compliant


MORETHANALL
 PCB CONNECTORS
 Cable ASSEMBLIES

煜倫股份有限公司

www.morethanall.com

DRAWING BY CY
 CHECKED BY GENIUS
 UNIT / mm SCALE 1:1
 DATE
 SIZE A4 PPROJECTION

TOLERANCES ARE
 X, \pm
 .X, \pm
 .XX, \pm
 .XXX, \pm
 ANG, \pm



ORDER INFORMATION

SW-SRRD-xx-LF
 SERIES | LEADFREE
 | | 02~12WAY
 | | RED
 | | DIP 90°
 | | FEMALE

DESCRIPTION: