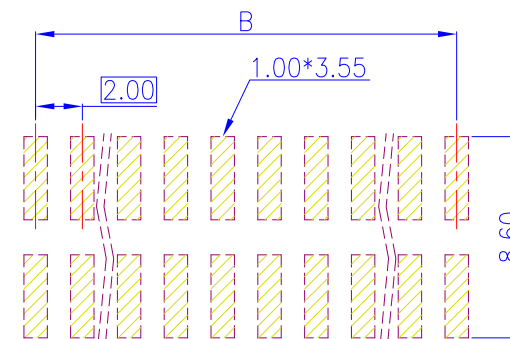
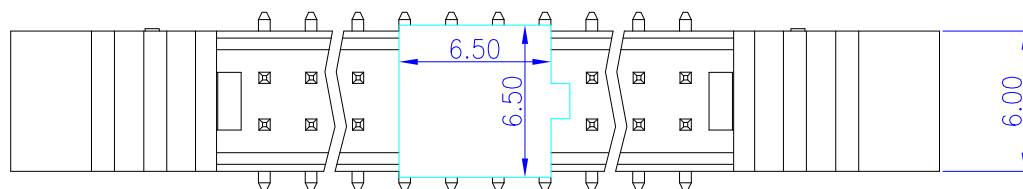
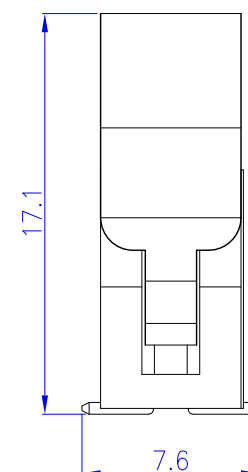
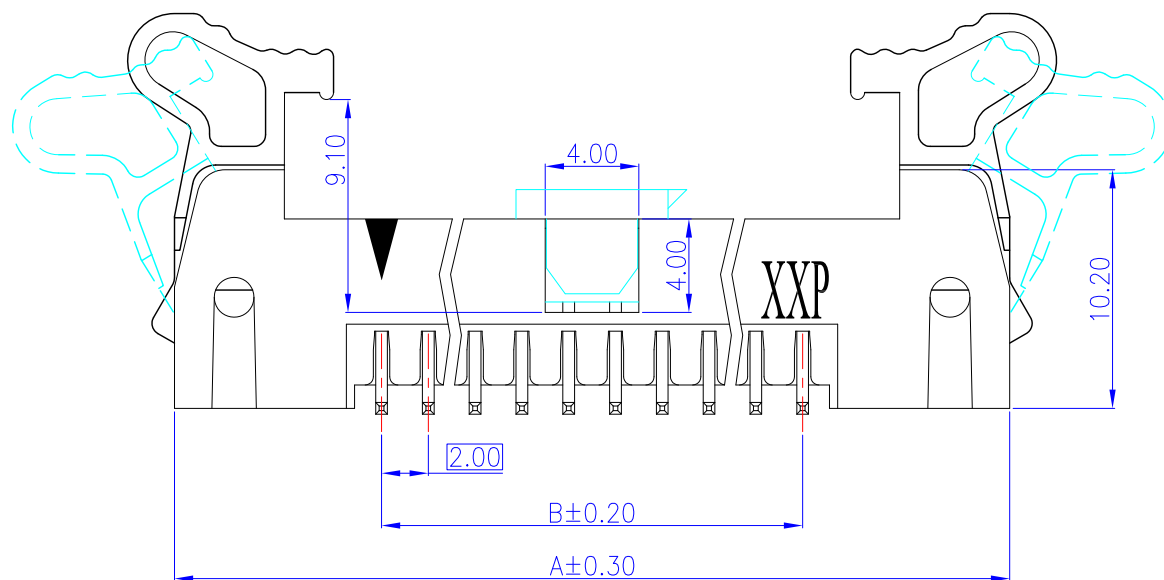


Dimensions		
Pos.	A	B
10	25.70	8.00
12	27.70	10.00
14	29.70	12.00
16	31.70	14.00
20	35.70	18.00
22	37.70	20.00
24	39.70	22.00
26	41.70	24.00
30	45.70	28.00
32	47.70	30.00
34	49.70	32.00
40	55.70	38.00
44	59.70	42.00
48	63.70	46.00
50	65.70	48.00
60	75.70	58.00
64	79.70	62.00
68	83.70	66.00



PCB Layout
(Top View)



Material and Finish

1. Housing: Nylon 6T or 9T (UL94V-0), Black.
2. Terminal: Sq 0.50mm Brass, Gold Plating.
3. Cap: LCP, Black.

Electrical Characteristics

1. Current Rating: 1.0 Amp. Max..
2. Dielectric Withstand Voltage: 800V AC RMS for 60Seconds.
3. Insulation Resistance: 1000M Ohms Min. at 500V DC.

Mechanical Characteristics

1. Operating Temperature: $-55^{\circ}\text{C} \sim +105^{\circ}\text{C}$

RoHS Compliant

TOLERANCES ARE

MORETHANALL
PCB CONNECTORS
Cable ASSEMBLIES

DRAWING BY CY

CHECKED BY GENIUS


UNIT / mm SCALE 1 : 1

DATE

SIZE A4

X, ±
.X ± 0.30
.XX ± 0.20
.XXX ± 0.10
ANG ±

PPOJECTION



ORDER INFORMATION

ML-VC-xxx-LF
SERIES | LEADFREE
010-068 WAY
CAP
180°SMT

煜倫股份有限公司

www.morethanall.com

DESCRIPTION: