

RECOMMENDED P.C.B.LAYOUT (THK=1.20MM)
TOP VIEW (TOLERANCES: ±0.05mm)

RoHS Compliant

TOLERANCES ARE



DRAWING BY CY

X. ± 0.30

CHECKED BY GENIUS

.X ± 0.38

UNIT / mm

SCALE 1 : 1

.XX ± 0.25


DATE

.XXX ± 0.13

ANG ± 3°

SIZE A4

P PROJECTION



ORDER INFORMATION

DISPHDMI-SRC-2019-LF

SERIES

LEADFREE

20P+19P

MYLAR

DIP 90°

FEMALE

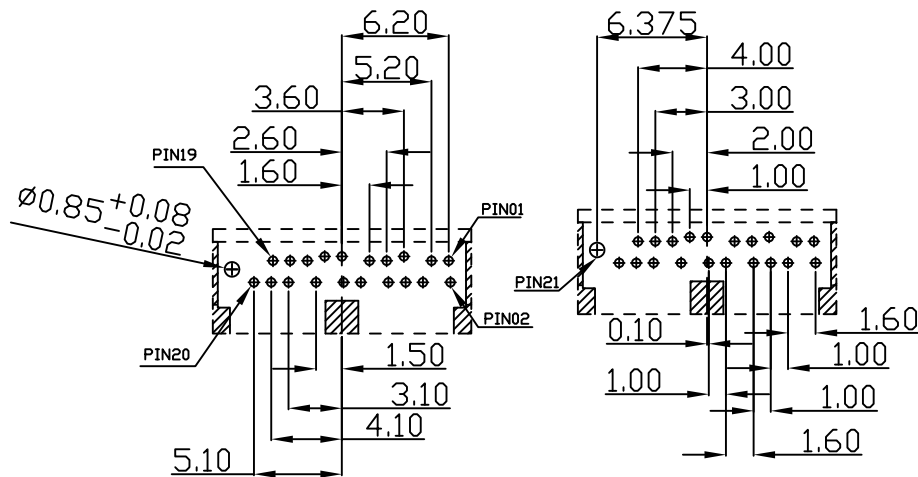
煜倫股份有限公司

www.morethanall.com

DESCRIPTION: Displayport / HDMI ,2 IN 1 R/A, STD, DIP, TYPE.

NOTE: 1.MATERIAL:
 (A):HOUSING: THERMOPLASTIC, HIGH TEMP.
 (POLYPLASTICS E130i),UL94V-0;
 (C):CONTACTS: ALLOY COPPER .
 (B):SHELL:STEEL.
 (D):LATCH:STEEL .
 (E):DETAIL PIN:STEEL.

2.FINISH:
 CONTACT:
 GOLD PLATING ON CONTACT AREA.
 2.54um(100 MIRCO) MIN. TIN PLATING ON SOLDER TAILS.
 1.27um(50 MIRCO) MIN. NICKEL UNDER PLATING OVER ALL.
 SHELL:
 1.27um(50 MIRCO) MIN. NICKEL OVERALL.
 DETAIL PIN:
 1.27um(50 MIRCO) MIN. NICKEL OVERALL.



HDMI		DISPLAYPORT	
PIN	SIGNAL NAME	PIN	SIGNAL NAME
1	TMDS Data2+	1	ML_LANE 0(p)
2	TMDS Data2 Shield	2	GND
3	TMDS Data2-	3	ML_LANE 0(n)
4	TMDS Data1+	4	ML_LANE 1(p)
5	TMDS Data1 Shield	5	GND
6	TMDS Data1-	6	ML_LANE 1(n)
7	TMDS Data0+	7	ML_LANE 2(p)
8	TMDS Data0 Shield	8	GND
9	TMDS Data0-	9	ML_LANE 2(n)
10	TMDS Clock+	10	ML_LANE 3(p)
11	TMDS Clock Shield	11	GND
12	TMDS Clock-	12	ML_LANE 3(n)
13	CEC	13	GND
14	reserved (in cable but N.C. on device)	14	GND
15	SCL	15	AUX CH (p)
16	SDA	16	GND
17	DDC/CEC GROUND	17	AUX CH (n)
18	+5V Power	18	Hot Plug Detect
19	Hot Plug Detect	19	Return
20		20	DP_PWR
21		21	

RoHS Compliant

TOLERANCES ARE

MORETHANALL
 PCB CONNECTORS
 Cable ASSEMBLIES

DRAWING BY CY

X. ± 0.30

CHECKED BY GENIUS

.X ± 0.38

UNIT / mm

SCALE 1 : 1

.XX ± 0.25


DATE

.XXX ± 0.13

ANG ± 3°

SIZE A4

PJECTION



ORDER INFORMATION

DISPHDMI-SRC-20+19-LF

SERIES

LEADFREE
 20P+19P
 MYLAR
 DIP 90°
 FEMALE

煜倫股份有限公司

www.morethanall.com

DESCRIPTION: Displayport / HDMI ,2 IN 1 R/A, STD, DIP, TYPE.