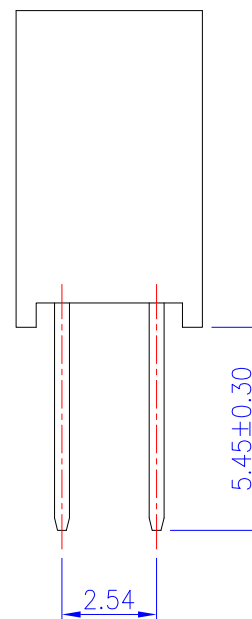
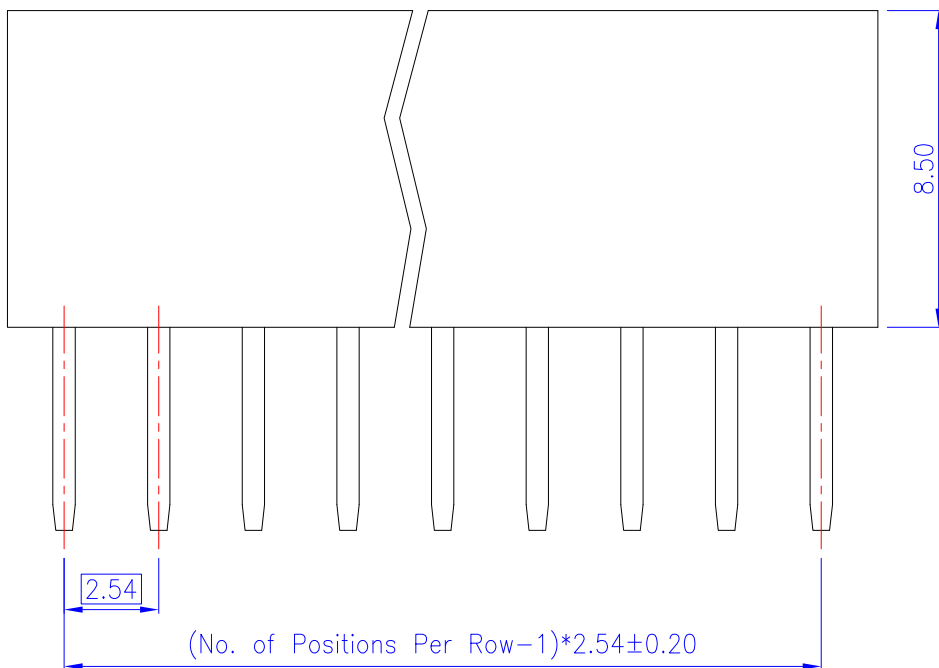


PCB Layout  
(Top View)



### Material and Finish

1. Housing: PBT (UL94V-0), Black.
2. Terminal: Copper Alloy (t=0.40mm), Gold Plating.

### Electrical Characteristics

1. Current Rating: 3.0 Amp. Max..
2. Dielectric Withstand Voltage:  
1000V AC RMS for 60Seconds.
3. Insulation Resistance:  
1000M Ohms Min. at 1000V DC.
4. Contact Resistance: 30m Ohms Max.

### Mechanical Characteristics

1. Operating Temperature: -55°C ~ +105°C

RoHS Compliant

TOLERANCES ARE

**MORETHANALL**  
PCB CONNECTORS  
Cable ASSEMBLIES

DRAWING BY CY

CHECKED BY GENIUS

UNIT / mm


SCALE 1 : 1

DATE

SIZE A4

PPOJECTION

X. ±  
.X ± 0.30  
.XX ± 0.20  
.XXX ± 0.10  
ANG ±



ORDER INFORMATION

F-D0805-2Xxx-LF  
SERIES LEADFREE  
2X02:04WAY  
2X40:80WAY  
8.5+5.45mm  
DIP 180°

煜倫股份有限公司

www.morethanall.com

DESCRIPTION: 2.54mm Post Header Receptacle PCB Mount Vertical Type Dual Rows (DIP=5.45mm)