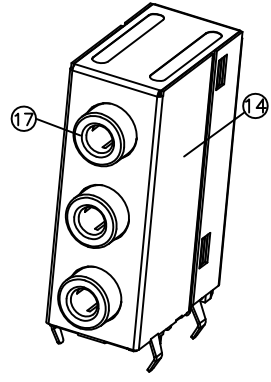
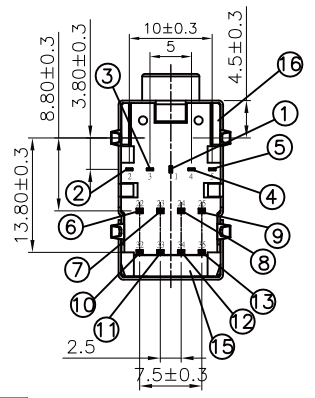
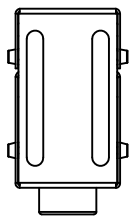
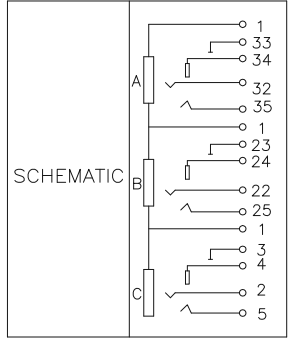
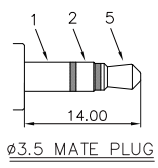


RECOMMENDED PCB LAYOUT  
COMPONENT SIDE  
TOLERANCE:±0.05



17	Plastic Bushing	PA66+15%G.F, UL94V-0		3
16	Housing	PBT+30%G.F, UL94V-0	Black	1
15	Cover	PBT+30%G.F, UL94V-0	Black	1
14	Shield	SPCC-SD	Bright Tin Plated Cover Nickel Plated	1
13	3-Tip Terminal	C2680	Matte Tin Plated & Nickel Plated	1
12	3-TS Terminal	C2680	Au1~3u' & Matte Tin Plated & Nickel Plated	1
11	3-RS Terminal	C2680	Au1~3u' & Matte Tin Plated & Nickel Plated	1
10	3-Ring Terminal	C2680	Matte Tin Plated & Nickel Plated	1
9	2-Tip Terminal	C2680	Matte Tin Plated & Nickel Plated	1
8	2-TS Terminal	C2680	Matte Tin Plated & Nickel Plated	1
7	2-RS Terminal	C2680	Matte Tin Plated & Nickel Plated	1
6	2-Ring Terminal	C2680	Matte Tin Plated & Nickel Plated	1
5	Tip Terminal	C2680	Matte Tin Plated & Nickel Plated	1
4	TS Terminal	C2680	Matte Tin Plated & Nickel Plated	1
3	RS Terminal	C2680	Matte Tin Plated & Nickel Plated	1
2	Ring Terminal	C2680	Matte Tin Plated & Nickel Plated	1
1	Sleeve Terminal	C2680	Au1~3u' & Matte Tin Plated & Nickel Plated	1
ITEM	NAME	MATERIAL	FINISH	SUM

A-Plastic Bushing	B-Plastic Bushing	C-Plastic Bushing
Pantone #284C(Light Blue)	Pantone #577C(Lime)	Pantone #701C(Pink)



**RoHS Compliant**

TOLERANCES ARE

**MORETHANALL**  
PCB CONNECTORS  
Cable ASSEMBLIES  
**煜倫股份有限公司**

DRAWING BY CY  
CHECKED BY GENIUS  
UNIT / mm SCALE 1 : 1  
DATE  
SIZE A4

X. ± 0.30  
.X ± 0.20  
.XX ± 0.10  
.XXX ± 0.05  
ANG ±



**ORDER INFORMATION**

**PJC1-RBGP-13-LF**  
SERIES | LEADFREE  
13 WAY  
A:BLUE B:GREEN C:PINK  
DIP 90°

DESCRIPTION: Ø3.5mm Audio JACK 3P

www.morethanall.com