

Technical Data:

Material:

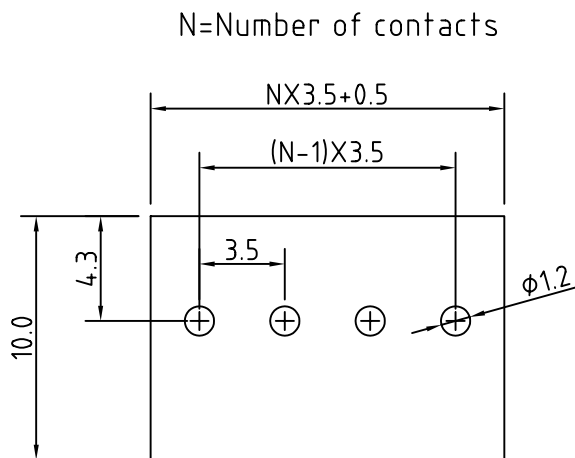
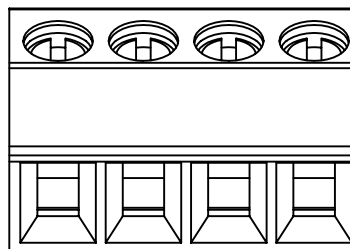
- Contact(metal housing): Brass Machined(Option)
- Terminal screw: Steel Galvanized and chromitized or Nickel plated or Tin plated(standard)(option)
- Solder Pin: Brass with Tin plated
- Insulator body(housing): Polyamide(Glass filled)(UL94V-0)

Electrical


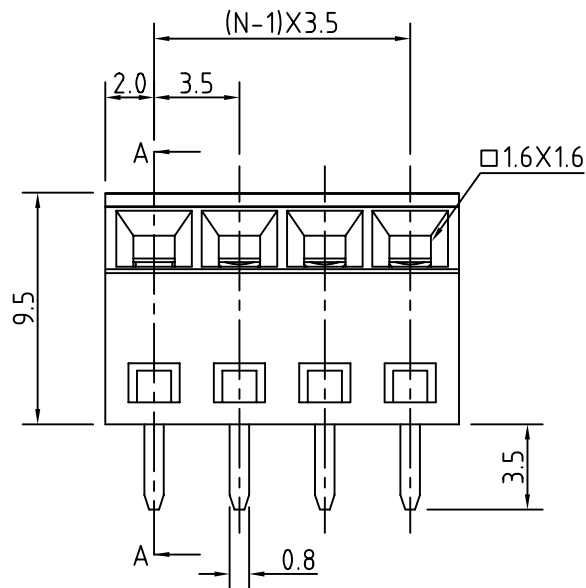
- Voltage rating: 300VAC
- Current rating: 10 Amps/way max
- Contact resistance: 20mΩ(max)
- Insulation resistance: 5000MΩ/1000V
- Withstanding Voltage: 1500VAC(1min) Test time=60sec/1pcs
- Wire range: 16-28AWG

Mechanical:


- Torque: 2kgf.cm/M2
- Operating temperature: -33°C to +120°C



P.C.B, LAYOUT



SECTION A-A



www.morethanall.com

RoHS Compliant

DRAWING BY CY

CHECKED BY GENIUS

UNIT / mm SCALE 1 : 1


DATE

SIZE A4

TOLERANCES ARE

X, ±
 .X ± 0.50
 .XX ± 0.30
 .XXX ± 0.10
 ANG ± 1°

PJECTION



ORDER INFORMATION

TBH035-A09-xx-LF

SERIES

LEADFREE

02-24WAY

HIGH 9.5mm

SLANT DIP

DESCRIPTION: