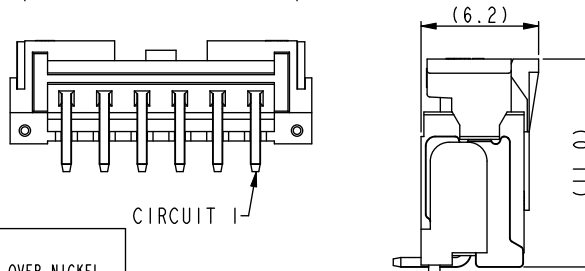
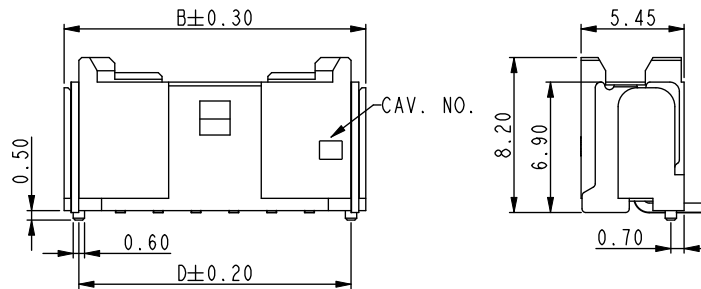
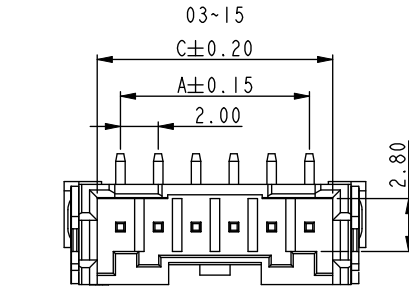
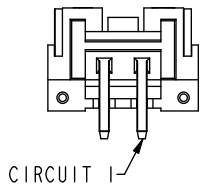
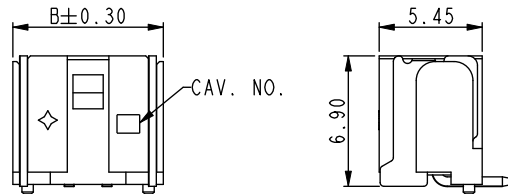
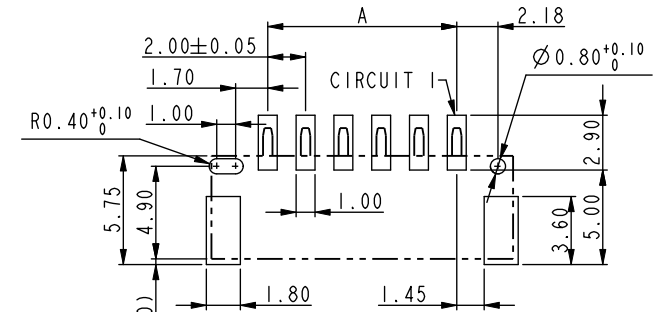


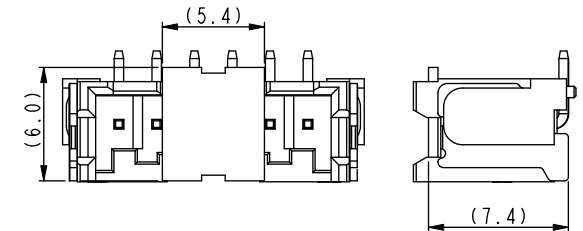
PICK AND PLACE AREA WITH COVER



Mating Condition (REF.)



TOLERANCE: ±0.10
RECOMMENDED P.C.B. Layout
TOP VIEW



PICK AND PLACE AREA WITH COVER

PIN	A	B	C	PIN	A	B	C
02	--	8.00	4.46	09	16.00	22.00	18.46
03	4.00	10.00	6.46	10	18.00	24.00	20.46
04	6.00	12.00	8.46	11	20.00	26.00	22.46
05	8.00	14.00	10.46	12	22.00	28.00	24.46
06	10.00	16.00	12.46	13	24.00	30.00	26.46
07	12.00	18.00	14.46	14	26.00	32.00	28.46
08	14.00	20.00	16.46	15	28.00	34.00	30.46

1	CONTACT	COPPER ALLOY; 0.50mm SQUARE PIN	(1) TIN PLATED OVER NICKEL (2) GOLD FLASH PLATED ON CONTACT AREA, OVER NICKEL
2	INSULATION	(HF) NYLON 9T, UL94-V0; COLOR: CREAM/BLACK	
3	SOLDER TAB	COPPER ALLOY; t=0.40mm	MATTE TIN PLATED OVER NICKEL
INDEX	PART NAME	MATERIAL	FINISH

RoHS Compliant

TOLERANCES ARE

MORETHANALL
PCB CONNECTORS
Cable ASSEMBLIES

DRAWING BY CY

X, ±

CHECKED BY GENIUS

.X ± 0.25

UNIT / mm

SCALE 1 : 1

.XX ± 0.15


DATE

.XXX ±

ANG ± 3°

SIZE A4

PJECTION



ORDER INFORMATION

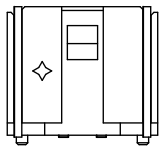
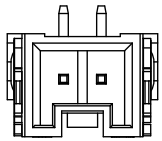
PA-VPC-xx-LF
SERIES LEADFREE
02~15WAY
CAP
POST
180°SMT

煜倫股份有限公司

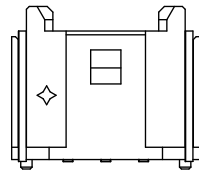
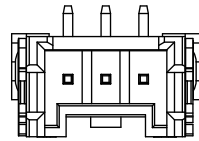
www.morethanall.com

DESCRIPTION: W TO B CONNECTOR, PITCH 2.00 mm VERTICAL, SINGLE ROW, SMT TYPE, ASSEMBLY

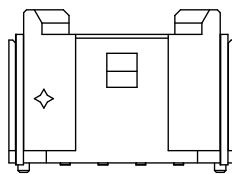
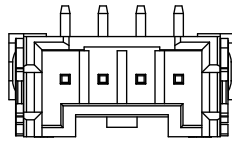
02



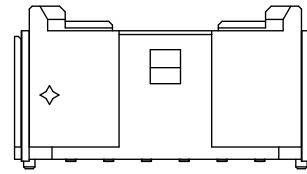
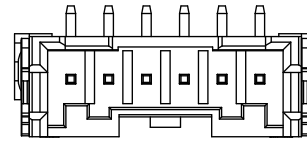
03



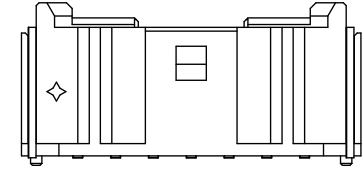
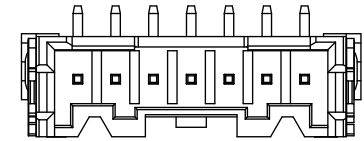
04



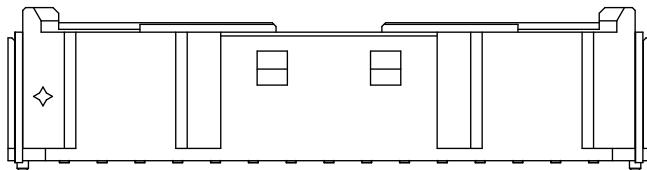
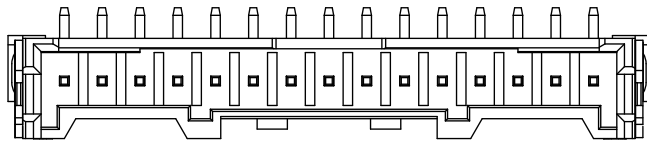
05-06



07-09



10-15



RoHS Compliant

TOLERANCES ARE

MORETHANALL
PCB CONNECTORS
Cable ASSEMBLIES

DRAWING BY CY

CHECKED BY GENIUS

UNIT / mm


SCALE 1:1

DATE

SIZE A4

PJECTION

X, ±
.X ± 0.25
.XX ± 0.15
.XXX ±
ANG ± 3°



ORDER INFORMATION

PA-VPC-xx-LF
SERIES | | | LEADFREE
CAP 02~15WAY
POST
180°SMT

煜倫股份有限公司

www.morethanall.com

DESCRIPTION: W TO B CONNECTOR, PITCH 2.00 mm VERTICAL, SINGLE ROW, SMT TYPE, ASSEMBLY