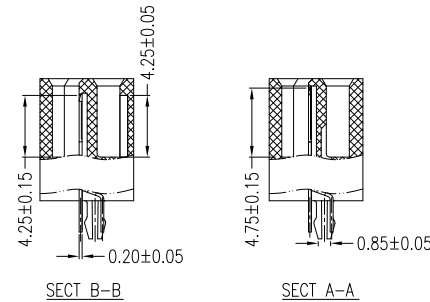
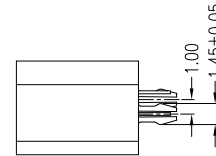
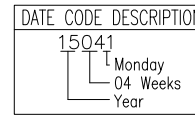


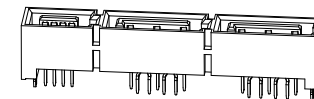
PIN	SIGNAL_NAME
S1	GND
S2	PETp0/A0+
S3	PETn0/A0-
S4	GND
S5	PERn0/B0-
S6	PERp0/B0+
S7	GND
S8	GND
S9	PETp1/A1+
S10	PETn1/A1-
S11	GND
S12	PERn1/B1-
S13	PERp1/B1+
S14	GND

PIN	SIGNAL_NAME
P1	Reserved
P2	PERST#
P3	CLKREQ#/DEVSLP
P4	IFDet



SECT B-B

SECT A-A



NOTES:

***Material**

Housing: Nylon66 UL94V-0;
 Contact: Brass
 Plating: Au Plating On Contact Area;
 Sn(100u" Min.) Plating On Solder Tail;
 Ni(50u" Min.) Underplating Overall.
 Harpoon: SUS
 Plating: Sn(100u" Min.) Plating Over
 Ni(50u" Min.) Underplating Overall

***Mechanical**

Insertion Force: 45N Max.
 Withdrawal Force: 10N Min.
 Durability: 50 cycles

***Electrical Specification**

Current Rating: 1.5 Ampere per contact
 Contact Resistance: 30mΩ Max.
 Insulation Resistance: 1000MΩ Min.
 Dielectric Withstanding Voltage: 500V AC

***Environmental**

Operating Temperature: -55°C to +85°C

RoHS Compliant

TOLERANCES ARE



煜倫股份有限公司

www.morethanall.com

DRAWING BY CY

CHECKED BY GENIUS


UNIT / mm SCALE 1 : 1

DATE

SIZE A4

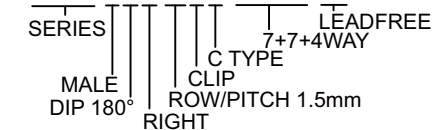
X, ±
 .X ± 0.35
 .XX ± 0.25
 .XXX ± 0.15
 ANG ± 3°

PJECTION



ORDER INFORMATION

SATA-PDR15ZC-7+7+4-LF



DESCRIPTION: SATA Express 7+7+4P Straight DIP Type Shield Male