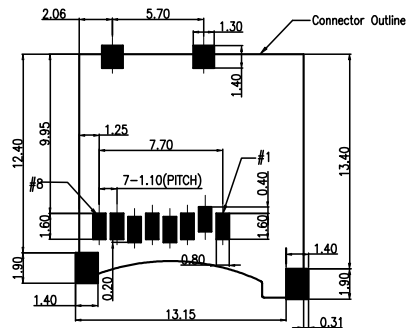
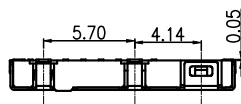


PIN DEFINE

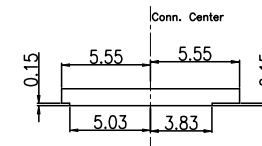
PAD NO.	MEMORY CARD
TF-01	TF-DATA2
TF-02	TF-CD/DATA3
TF-03	TF-CMD
TF-04	TF-VDD
TF-05	TF-CLK
TF-06	TF-VSS
TF-07	TF-DAT0
TF-08	TF-DAT1

PIN ASSIGNMENT TABLE

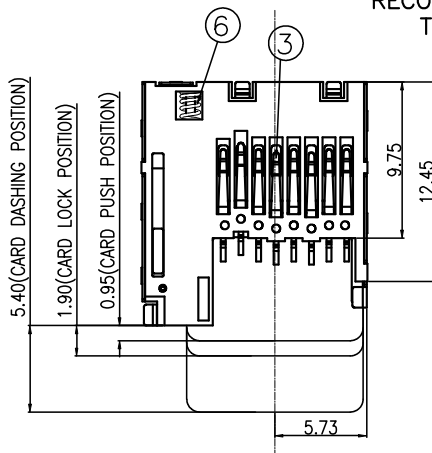
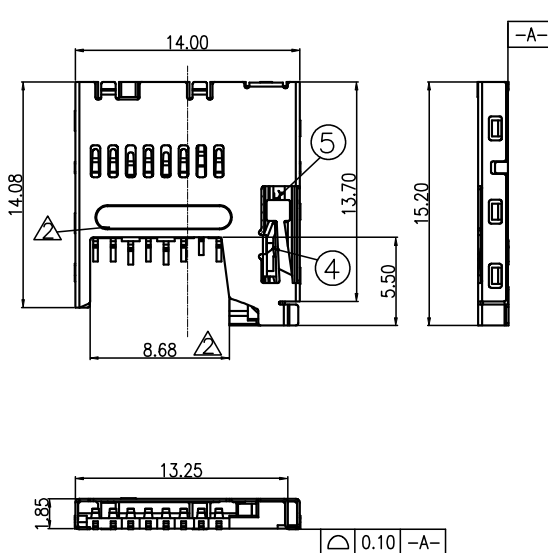
ITEM 項目	PARTS NAME 零件名稱	Q'TY 數量	MATERIAL !材質	FINISH/REMARK 處理/備註
1	HOUSING	1	SYNTHETIC RESIN	BLACK
2	SHELL	1	STAINLESS	50 u" Nickel Over All 1u"Gold Plating on Solder Tails
3	CONTACT-SD	8	COPPER ALLOY	5u"MIN. GOLD PLATING ON CONTACT AREA 100u"MIN. TIN PLATING ON SOLDER TAILS 50u"MIN. NICKEL UPDERPLATING OVERALL
4	SLIDER CAM	1	SYNTHETIC RESIN	BLACK
5	CAM PIN	1	STAINLESS	-
6	SPRING	1	STAINLESS	-



RECOMMENDED P.C.B. LAYOUT
TOLERANCE ±0.05mm)



CONNECTOR CARD IN SLOT DIMMENSION



SPECIFICATION

MATERIAL

See drawing

STANDARD DATA

Rating current:0.5A

Operating temperature: -10°C ~ +70°C

Storage temperature: -25°C ~ +90°C

ELECTRICAL

Insulator resistance: 1000M ohms Min. @ 100V DC

Withstanding voltage: 500V AC/minute

Contact resistance: 100 m ohms Max.

MECHANICAL

Mating force: 40N(4.2kgf) Max.

Unmating force: 2.0N(0.21kgf) Max.

Durability: 10000 cycles Min.

Contact retention force: 2.45N(0.25kgf) Min

RoHS Compliant

TOLERANCES ARE



煜倫股份有限公司

www.morethanall.com

DRAWING BY CY

CHECKED BY GENIUS

UNIT / mm

SCALE 1 : 1

DATE

SIZE A4

PJECTION


X ± 0.50

.X ± 0.30

.XX ± 0.20

.XXX ±

ANG ± 5°



ORDER INFORMATION

TFC-WPCE13A-08-LF
SERIES | LEADFREE
90°SMT | 08WAY
SWITCH CLOSE
EAR 13.15mm
C/LAYOHT
PUSH PUSH

DESCRIPTION: TF SD CONN (SanDisk)