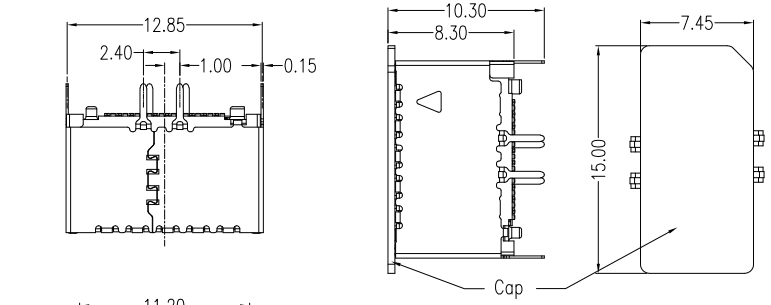

PIN ASSIGNMENT:

Pin No.	Signal Name	Pin No.	Signal Name
P1	VBUS	P20	CC2
P2	TX1+	P19	D+
P3	TX1−	P18	D−
P4	GND	P17	GND
P5	RX1+	P16	RX2−
P6	RX1−	P15	RX2+
P7	VBUS	P14	GND
P8	CC1	P13	TX2−
P9	SBU1	P12	TX2+
P10	SBU2	P11	VBUS

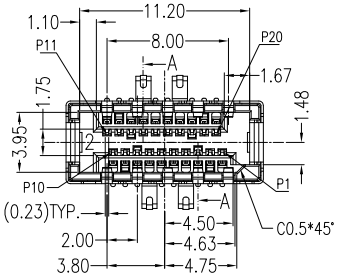

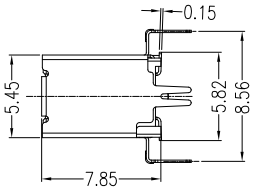

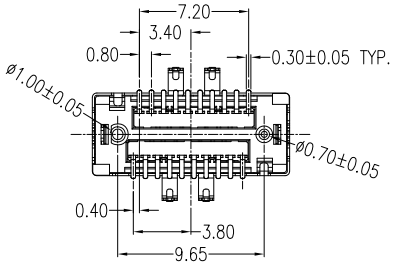

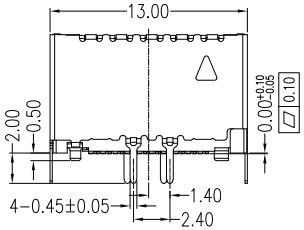

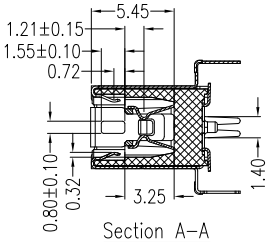

Section A−A

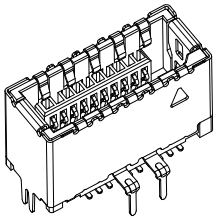

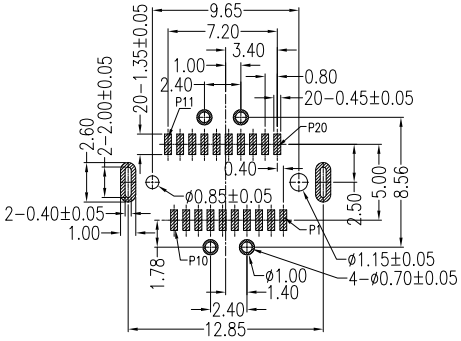

P.C.B. Layout T=1.60 20PIN(With Shell)
Component Side

NOTES:

*Material

Housing&Cap: LCP, UL94V−0; Color: Black
Insert plate (Molding): LCP, UL94V−0; Color: Black
Contacts: Phosphor Bronze
Plating: Au Plating On Contact Area;
Ni(50u" Min.) Underplating Overall;
Sn(100u" Min.) Plating On Solder Tail.

Shell: SUS;
Plating: Ni(40u"Min.) Plated Overall;
Sn(60u"Min.) Plating On Solder Tail.

*Mechanical

Mating Force: 35N Max.
Unmating Force: 15N Min.
Durability: 50 Cycles

*Electrical Specification

Current Rating: 3A
Voltage Rating: 5V
Contact Resistance:40mΩ Max.
Insulation Resistance: 100MΩ Min.
Dielectric Withstanding Voltage: 100V AC Min.

*Environmental

Operating Temperature: −55°c To +85°c

RoHS Compliant

MORETHANALL PCB CONNECTORS Cable ASSEMBLIES
煜倫股份有限公司
www.morethanall.com

DRAWING BY CY	
CHECKED BY GENIUS	
UNIT / mm	SCALE 1 : 1
DATE	
SIZE A4	PPOJECTION

TOLERANCES ARE
X. ±
.X ± 0.35
.XX ± 0.25
.XXX ± 0.15
ANG ± 3°



ORDER INFORMATION

USB-SVMPZMX-20C-LF

SERIES
FEMALE
180°SMT
METAL FOOT
CLIP
POST
METAL FOOT
NON SPRING
20 WAY C TYPE
LEADFREE

DESCRIPTION: USB 3.1 Type C Internal Connecto(With Shell Key A Type)