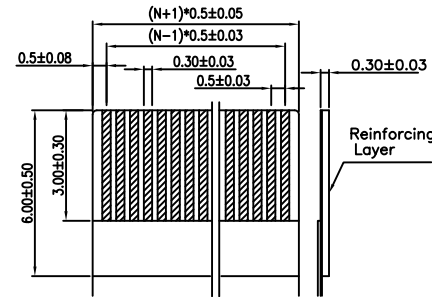
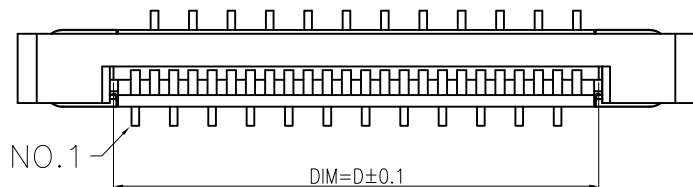
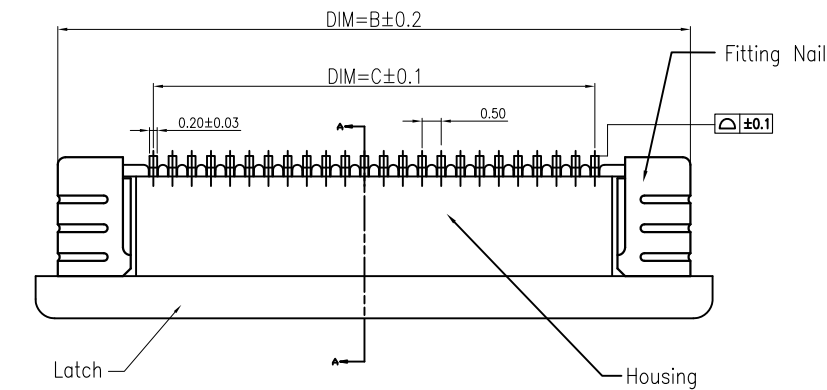
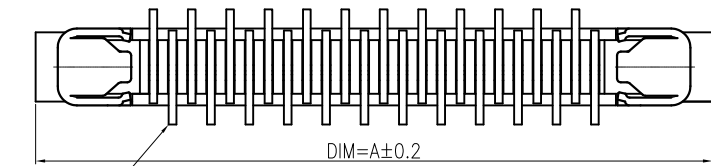


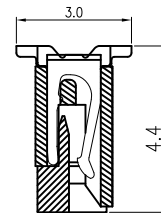
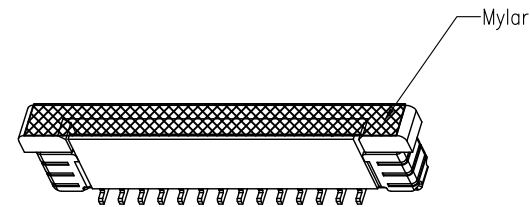
Positive PCB LAYOUT



RECOMMENDED FFC/FPC DIM.

Material:

- 1.1 Housing: thermoplastic high temp. UL94V-0; Color: Natural.
- 1.2 Latch: thermoplastic high temp. UL94V-0; Color: Black.
- 1.3 Terminal: Copper Alloy.
- 1.4 Fitting Nail: Copper Alloy.



SECTION A-A

PIN NO.	DIM. A	DIM. B	DIM. C	DIM. D
4~N~34	N*0.5+5.6	N*0.5+4.5	N*0.5-0.50	N*0.5+0.60

RoHS Compliant

TOLERANCES ARE

MORETHANALL
PCB CONNECTORS
Cable ASSEMBLIES

煜倫股份有限公司

www.morethanall.com

DRAWING BY CY

CHECKED BY GENIUS

UNIT/mm


SCALE 1:1

DATE

SIZE A4

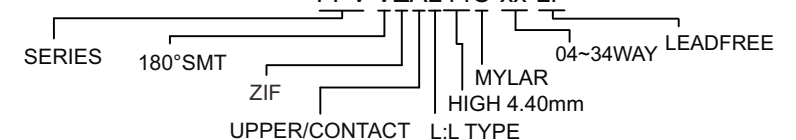
PJECTION

X. ±
.X ±0.20
.XX ±0.15
.XXX ±0.10
ANG ±



ORDER INFORMATION

FPV-VZAL44C-xx-LF



DESCRIPTION: 0.5mm ZIF FPC CONNECTOR SMT VERTICAL TYPE