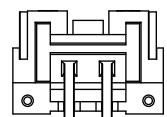
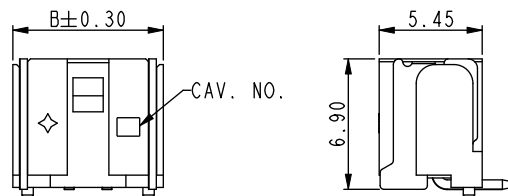
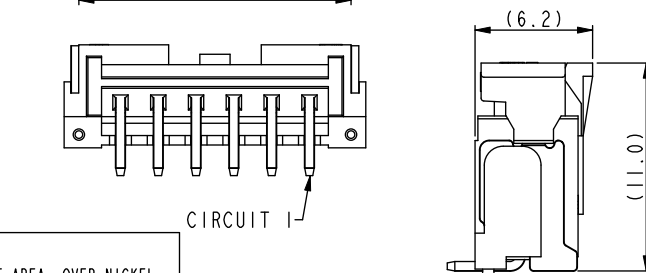
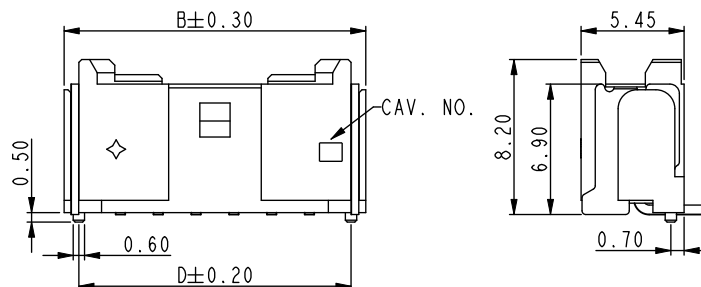
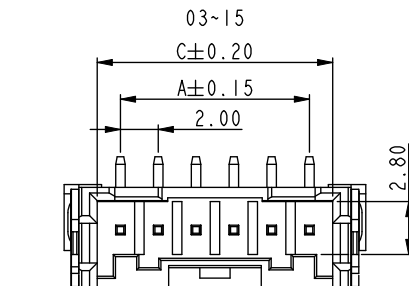


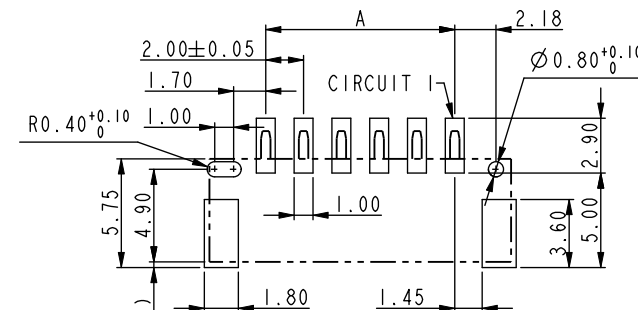
PICK AND PLACE AREA WITH COVER



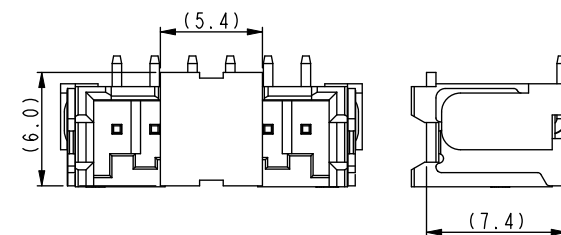
CIRCUIT 1



CIRCUIT 1



TOLERANCE: ±0.10
RECOMMENDED P.C.B. Layout
TOP VIEW



PICK AND PLACE AREA WITH COVER

PIN	A	B	C	PIN	A	B	C
02	--	8.00	4.46	09	16.00	22.00	18.46
03	4.00	10.00	6.46	10	18.00	24.00	20.46
04	6.00	12.00	8.46	11	20.00	26.00	22.46
05	8.00	14.00	10.46	12	22.00	28.00	24.46
06	10.00	16.00	12.46	13	24.00	30.00	26.46
07	12.00	18.00	14.46	14	26.00	32.00	28.46
08	14.00	20.00	16.46	15	28.00	34.00	30.46

Mating Condition (REF.)

1	CONTACT	COPPER ALLOY; 0.50mm SQUARE PIN	(1) TIN PLATED OVER NICKEL (2) GOLD FLASH PLATED ON CONTACT AREA, OVER NICKEL
2	INSULATION	(HF) NYLON 9T, UL94-V0; COLOR: CREAM/BLACK	
3	SOLDER TAB	COPPER ALLOY; t=0.40mm	MATTE TIN PLATED OVER NICKEL
INDEX	PART NAME	MATERIAL	FINISH

RoHS Compliant

TOLERANCES ARE

MORETHANALL
PCB CONNECTORS
Cable ASSEMBLIES

DRAWING BY CY

X, ±

CHECKED BY GENIUS

.X ± 0.25

UNIT / mm

SCALE 1 : 1

.XX ± 0.15

DATE

.XXX ±

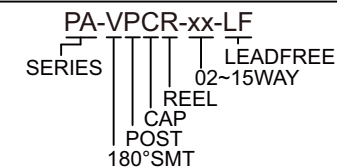
ANG ± 3°

SIZE A4

PJECTION



ORDER INFORMATION

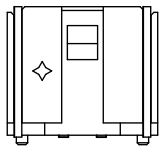
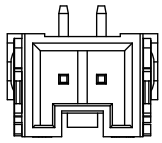


煜倫股份有限公司

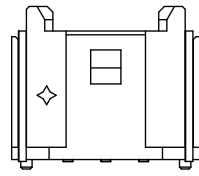
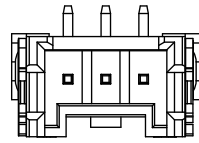
www.morethanall.com

DESCRIPTION: W TO B CONNECTOR, PITCH 2.00 mm VERTICAL, SINGLE ROW, SMT TYPE, ASSEMBLY

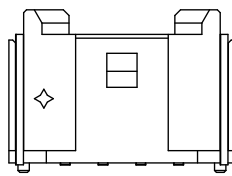
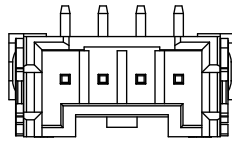
02



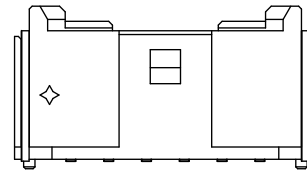
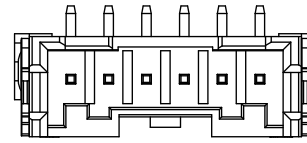
03



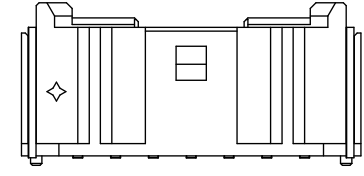
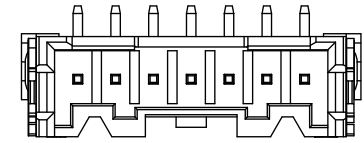
04



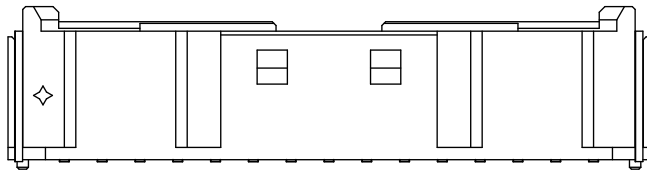
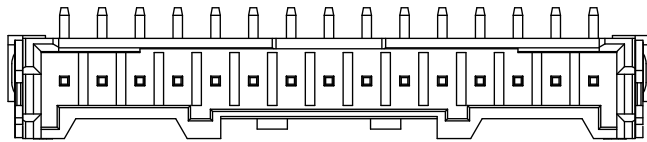
05-06



07-09



10-15



RoHS Compliant

TOLERANCES ARE

MORETHANALL
PCB CONNECTORS
Cable ASSEMBLIES

煜倫股份有限公司

www.morethanall.com

DRAWING BY CY

CHECKED BY GENIUS

UNIT / mm

SCALE 1:1

DATE

SIZE A4

X, ±
.X ± 0.25
.XX ± 0.15
.XXX ±
ANG ± 3°

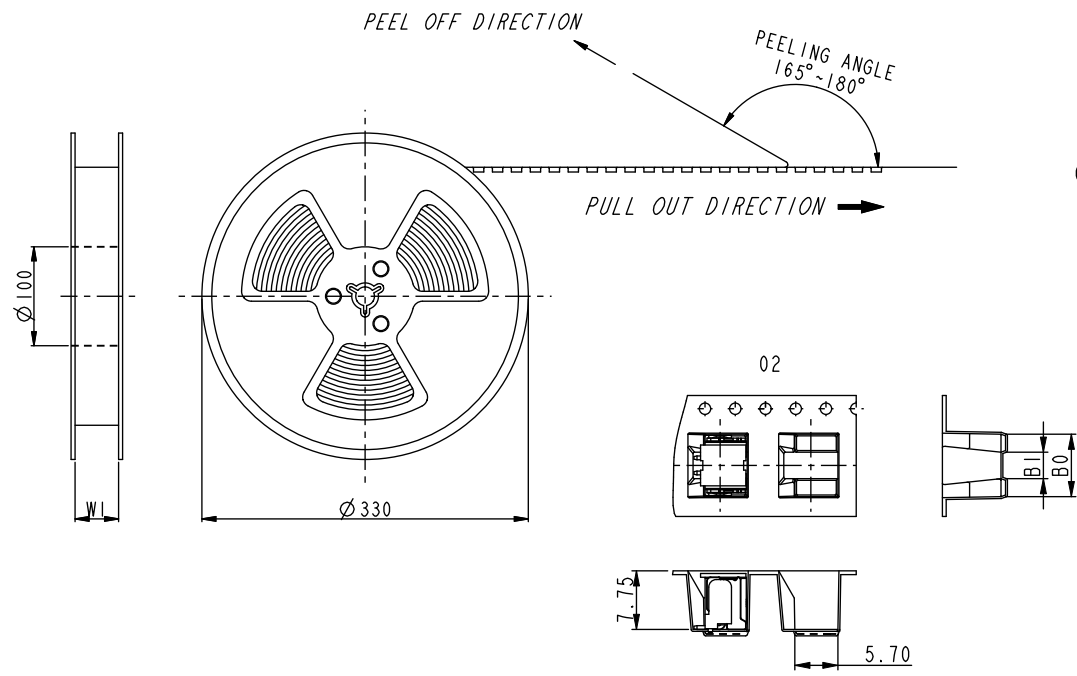
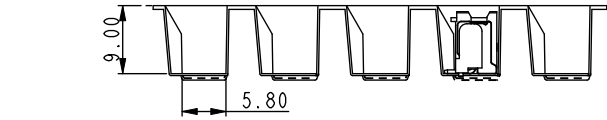
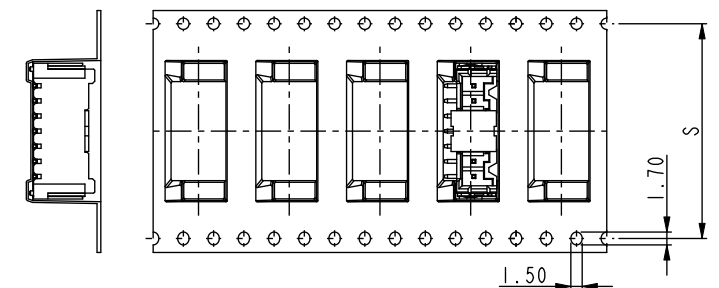
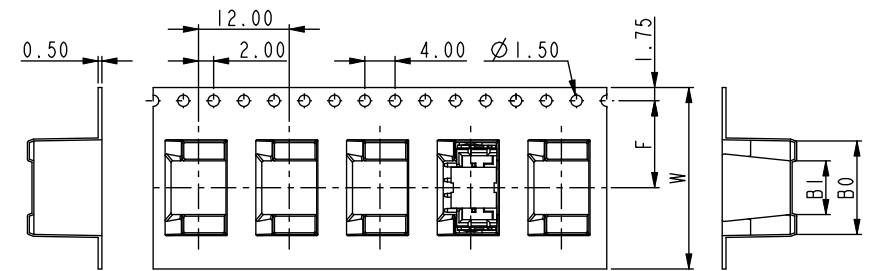
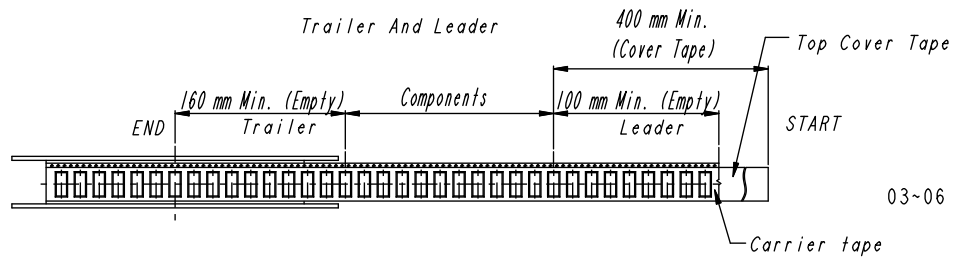
PJECTION



ORDER INFORMATION

PA-VPCR-xx-LF
SERIES | REEL | CAP | POST | 180°SMT
LEADFREE
02~15WAY

DESCRIPTION: W TO B CONNECTOR, PITCH 2.00 mm VERTICAL, SINGLE ROW, SMT TYPE, ASSEMBLY




PIN	B0	BI	F	S	W	WI	PIN	B0	BI	F	S	W	WI
02	8.26	3.50	7.50	--	16.00	16.50	09	22.36	17.10	20.20	40.40	44.00	44.50
03	10.36	5.10	11.50	--	24.00	24.50	10	24.36	19.10	20.20	40.40	44.00	44.50
04	12.36	7.10	11.50	--	24.00	24.50	11	26.36	21.10	20.20	40.40	44.00	44.50
05	14.36	9.10	11.50	--	24.00	24.50	12	28.36	23.10	20.20	40.40	44.00	44.50
06	16.36	11.10	11.50	--	24.00	24.50	13	30.36	25.10	20.20	40.40	44.00	44.50
07	18.36	13.10	14.20	28.40	32.00	32.50	14	32.36	27.10	20.20	40.40	44.00	44.50
08	20.36	15.10	14.20	28.40	32.00	32.50	15	34.36	29.10	26.20	52.40	56.00	56.50

1. 10 SPROCKET HOLE PITCH CUMULATIVE TOLERANCE ± 0.20
2. CARRIER CAMBER IS WITHIN 1 mm IN 250 mm
3. THE TOTAL TEARING CONTROL RANGE OF TOP COVER TAPE IS 10~130g, REFERENCE SPEC: EIA-481-D
4. PEELING SPEED: 300mm/MINUTES, REFERENCE SPEC: EIA-481-D
5. MATERIAL: TRANSPARENT CONDUCTIVE POLYSTYRENE ALLOY.(UP-5000)
6. ALL DIMENSIONS MEET EIA-481-D REQUIREMENTS
7. THICKNESS : 0.50 ± 0.05 mm


RoHS Compliant

TOLERANCES ARE

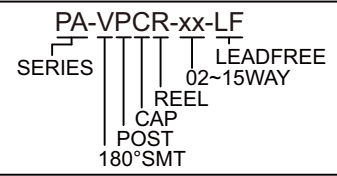


DRAWING BY CY
 CHECKED BY GENIUS
 UNIT / mm SCALE 1:1
 DATE
 SIZE A4 PROJECTION

X, \pm
 .X ± 0.25
 .XX ± 0.15
 .XXX \pm
 ANG $\pm 3^\circ$

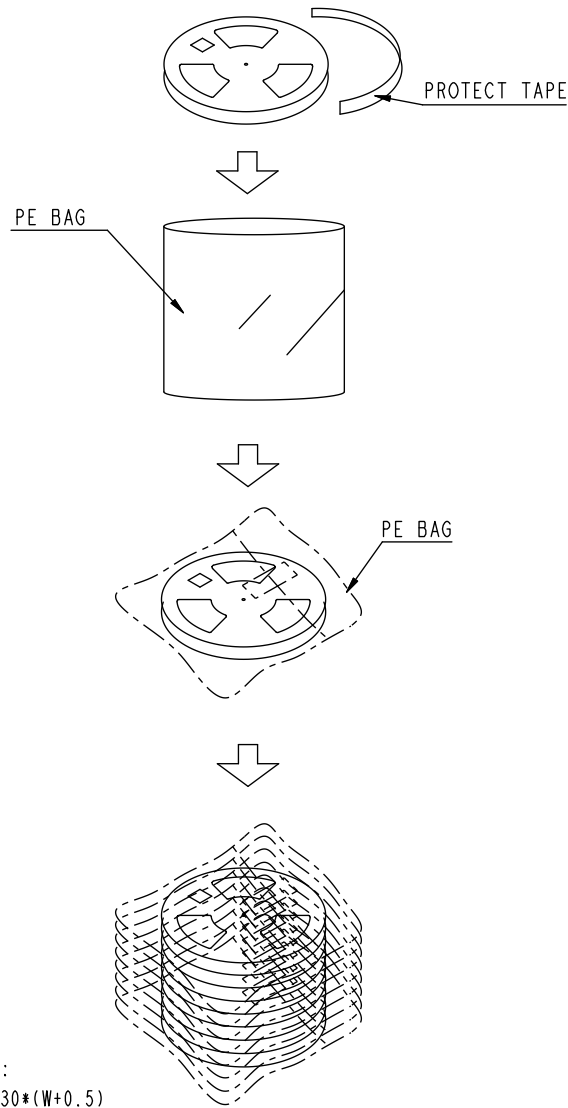


ORDER INFORMATION

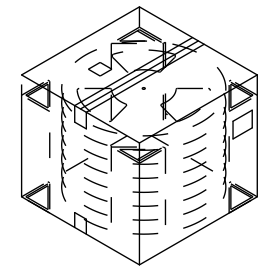
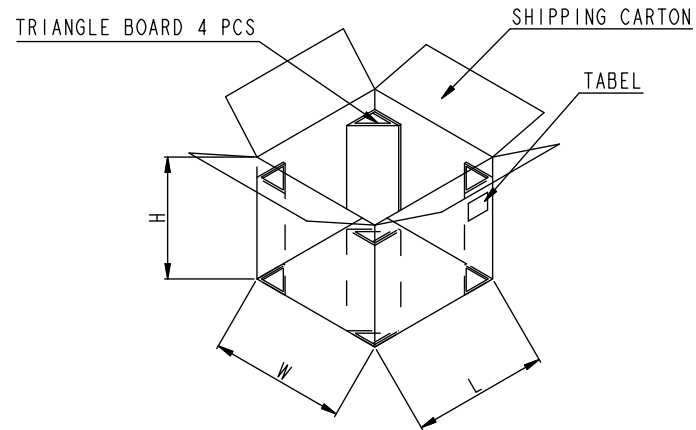


DESCRIPTION: W TO B CONNECTOR, PITCH 2.00 mm VERTICAL, SINGLE ROW, SMT TYPE, ASSEMBLY

www.morethanall.com



PIN	PCS/RE	RE/BC	PCS/BC
02	600	14	8400
03	600	10	6000
04	600	10	6000
05	600	10	6000
06	600	10	6000
07	600	8	4800
08	600	8	4800
09	600	6	3600
10	600	6	3600
11	600	6	3600
12	600	6	3600
13	600	6	3600
14	600	6	3600
15	600	5	3000



NOTES

- 1. DIMENSION:
 REEL: $\varnothing 330*(W+0.5)$
 CARTON: 350*350*340

RoHS Compliant

TOLERANCES ARE

MORETHANALL
PCB CONNECTORS
Cable ASSEMBLIES

煜倫股份有限公司

www.morethanall.com

DRAWING BY CY

CHECKED BY GENIUS

UNIT / mm

SCALE 1 : 1

DATE

SIZE A4

PJECTION

X, \pm
 .X ± 0.25
 .XX ± 0.15
 .XXX \pm
 ANG $\pm 3^\circ$



ORDER INFORMATION

PA-VPCR-xx-LF
 SERIES | | | | LEADFREE
 | | | | 02~15WAY
 REEL
 CAP
 POST
 180°SMT

DESCRIPTION: W TO B CONNECTOR, PITCH 2.00 mm VERTICAL, SINGLE ROW, SMT TYPE, ASSEMBLY