

■ DIMENSIONS

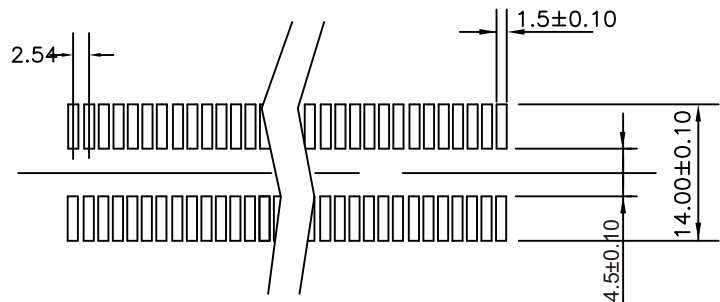
Circuits	A	B	C	Circuits	A	B	C
6	5.08	10.66	14.22	48	58.42	64.00	67.56
8	7.62	13.20	16.76	50	60.96	66.54	70.10
10	10.16	15.74	19.30	52	63.50	69.08	72.64
12	12.70	18.28	21.84	54	66.04	71.62	75.18
14	15.24	20.82	24.38	56	68.58	74.16	77.72
16	17.78	23.36	26.92	58	71.12	76.70	80.26
18	20.32	25.90	29.46	60	73.66	79.24	82.80
20	22.86	28.44	32.00	62	76.20	81.78	85.34
22	25.40	30.98	34.54	64	78.74	84.32	87.88
24	27.94	33.52	37.08	66	81.28	86.86	90.42
26	30.48	36.06	39.62	68	83.82	89.40	92.96
28	33.02	38.60	42.16	70	86.36	91.94	95.50
30	35.56	41.14	44.70	72	88.90	94.48	98.04
32	38.10	43.68	47.24	80	99.06	104.64	108.20
34	40.64	46.22	49.78	86	106.68	112.26	115.82
36	43.18	48.76	52.32	100	124.46	130.04	133.60
38	45.72	51.30	54.86				
40	48.26	53.84	57.40				
42	50.80	56.38	59.94				
44	53.34	58.92	62.48				
46	55.88	61.46	65.02				

■ MATERIAL

- Insulator: PA-9T(UL94V-0)
- Contact: Brass (B)
- Plating: MATING AREA- G/F GOLD OVER NICKEL.
SOLDER AREA- TIN OVER NICKEL.


■ SPECIFICATIONS

- Insulation Resistance: 5000 M Ω min at 500 VDC
- Dielectric Withstanding Volatge: 1000 V-AC/1 min
- Current Rating: 3A
- Contact Resistance: 20m Ω max
- Operating Temperature: -55 $^{\circ}$ c to 105 $^{\circ}$ c
- Insertion Force: 340g max per pair
- Withdrawal Force: 28g min per pair




RoHS Compliant

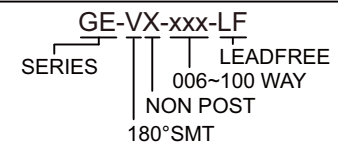
TOLERANCES ARE



DRAWING BY CY		X, \pm .X \pm 0.15 .XX \pm 0.10 .XXX \pm 0.05 ANG \pm
CHECKED BY GENIUS		
UNIT / mm	SCALE 1 : 1	
DATE		
SIZE A4	PJECTION	



ORDER INFORMATION



DESCRIPTION: 2.54mm SLOT SMT TYPE CONN.

煜倫股份有限公司

www.morethanall.com