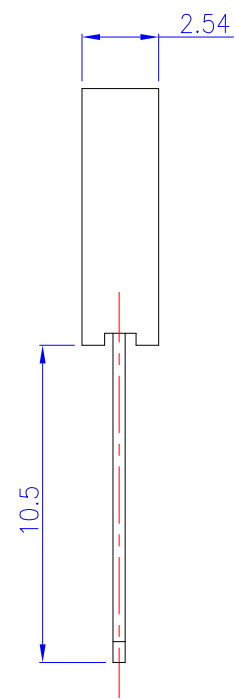
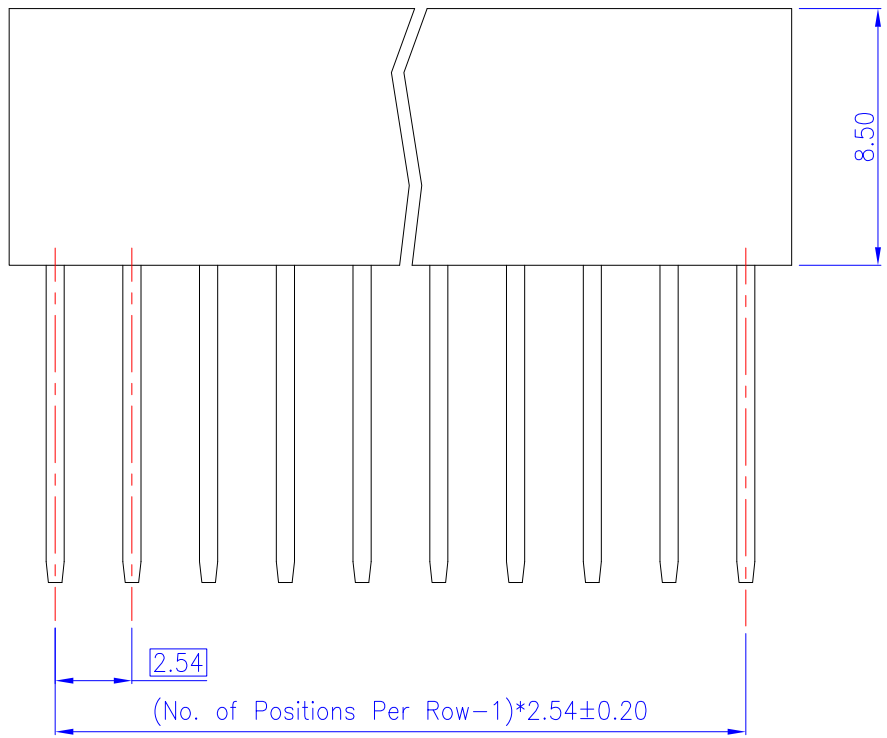


PCB Layout  
(Top View)



**Material and Finish**

1. Housing: PBT (UL94V-0), Black.
2. Terminal: Copper Alloy (t=0.40mm), Gold Plating.

**Electrical Characteristics**

1. Current Rating: 3.0 Amp. Max..
2. Dielectric Withstand Voltage:  
1000V AC RMS for 60Seconds.
3. Insulation Resistance:  
1000M Ohms Min. at 1000V DC.
4. Contact Resistance: 30m Ohms Max.

**Mechanical Characteristics**

1. Operating Temperature: -55°C ~ +105°C

**RoHS Compliant**


TOLERANCES ARE



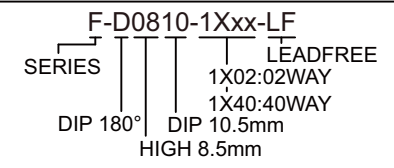
煜倫股份有限公司

www.morethanall.com

DRAWING BY CY		X. ± .X ± 0.30 .XX ± 0.20 .XXX ± 0.10 ANG ±
CHECKED BY GENIUS		
UNIT / mm	SCALE 1 : 1	
DATE		
SIZE A4	PPOJECTION	



**ORDER INFORMATION**



DESCRIPTION: 2.54mm Post Header Receptacle PCB Mount Vertical Type Single Row (H=8.50mm)