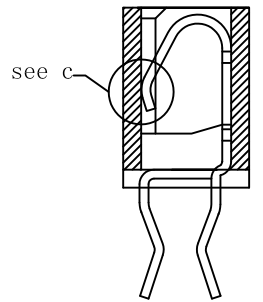
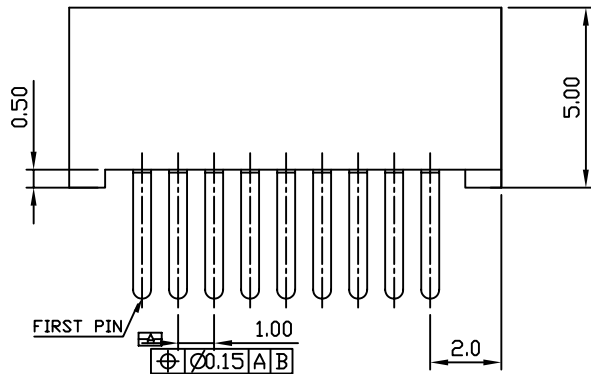
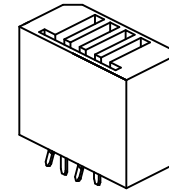
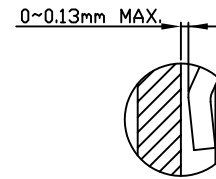


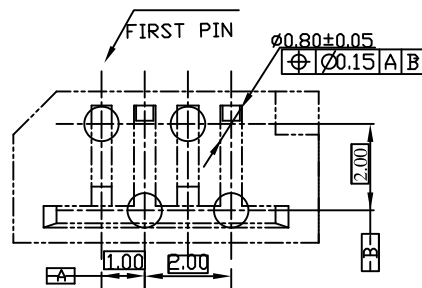
NOTE:  
 1. MATERIAL:  
 HOUSING: LCP  
 TERMINAL: PHOSPHOR BRONZE



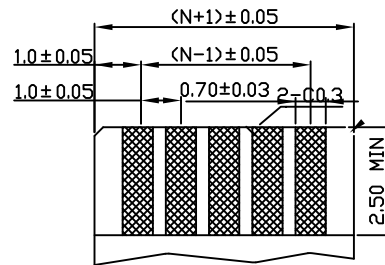
SEC A-A



DETAIL C



P.C.B. LAYOUT  $t=1.6\text{mm}$   
 COMPONENT SIDE



FPC THICKNESS=0.30mm  
 TOLERANCE:0.05mm

CKT	PART NO.	A	B	C
3	FPA-DLAR-03	6.0	4.1	2.0
4	FPA-DLAR-04	7.0	5.1	3.0
5	FPA-DLAR-05	8.0	6.1	4.0
6	FPA-DLAR-06	9.0	7.1	5.0
7	FPA-DLAR-07	10.0	8.1	6.0
8	FPA-DLAR-08	11.0	9.1	7.0
9	FPA-DLAR-09	12.0	10.1	8.0
10	FPA-DLAR-10	13.0	11.1	9.0
11	FPA-DLAR-11	14.0	12.1	10.0
12	FPA-DLAR-12	15.0	13.1	11.0
13	FPA-DLAR-13	16.0	14.1	12.0
14	FPA-DLAR-14	17.0	15.1	13.0
15	FPA-DLAR-15	18.0	16.1	14.0
16	FPA-DLAR-16	19.0	17.1	15.0
17	FPA-DLAR-17	20.0	18.1	16.0
18	FPA-DLAR-18	21.0	19.1	17.0
19	FPA-DLAR-19	22.0	20.1	18.0
20	FPA-DLAR-20	23.0	21.1	19.0
21	FPA-DLAR-21	24.0	22.1	20.0
22	FPA-DLAR-22	25.0	23.1	21.0
23	FPA-DLAR-23	26.0	24.1	22.0
24	FPA-DLAR-24	27.0	25.1	23.0
25	FPA-DLAR-25	28.0	26.1	24.0
26	FPA-DLAR-26	29.0	27.1	25.0
27	FPA-DLAR-27	30.0	28.1	26.0
28	FPA-DLAR-28	31.0	29.1	27.0
29	FPA-DLAR-29	32.0	30.1	28.0
30	FPA-DLAR-30	33.0	31.1	29.0
31	FPA-DLAR-31	34.0	32.1	30.0
32	FPA-DLAR-32	35.0	33.1	31.0

RoHS Compliant

TOLERANCES ARE

**MORETHANALL**  
 PCB CONNECTORS  
 Cable ASSEMBLIES

DRAWING BY CY

X, ±

CHECKED BY GENIUS

.X ±

UNIT / mm

SCALE 1 : 1

.XX ±


DATE

.XXX ±

ANG ±

SIZE A4

P PROJECTION



ORDER INFORMATION

FPA-DLAR50-xx-LF  
 SERIES | | | | LEAD FREE  
 | | | | 03~32WAY  
 | | | | HIGH 5.0mm  
 DIP 180° | | | | R TYPE FOOT  
 | | | | SINGLE CONTACT  
 | | | | NON ZIF

DESCRIPTION: PITCH 1.00mm NON ZIF FOR FFC/FPC STRAIGHT

煜倫股份有限公司

www.morethanall.com