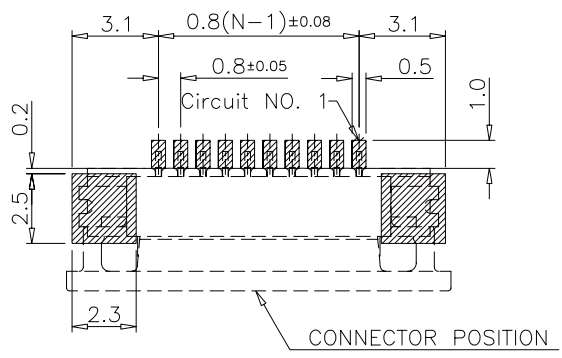


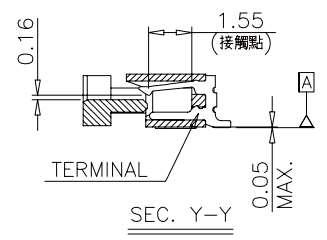
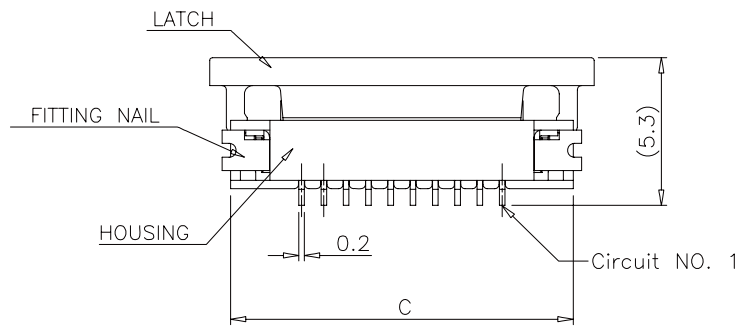
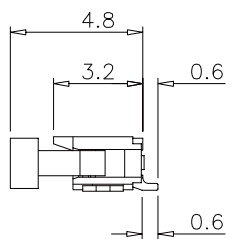
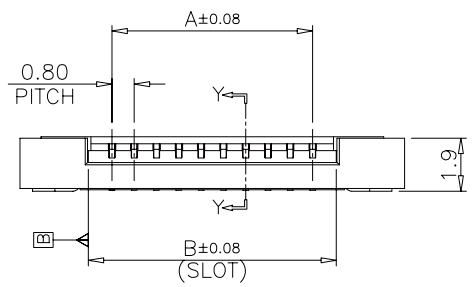
RECOMMENDED APPLICABLE FPC LAYOUT  
(THICKNESS:0.3±0.03)



PCB PATTERN LAYOUT


NOTES:

- 1.MATERIAL:  
HOUSING:NYLON 46 UL94V-0  
LATCH:PPS UL94V-0  
TERMINAL:COPPER ALLOY  
FITTING NAIL:COPPER ALLOY
- 2.COPLANARITY 0.1 MM MAX. BASE ON DATUM A
- 3.TRUE POSITION 0.1 MM MAX. BASE ON DATUM B



CKT	Dim A	Dim B	Dim C	CKT	Dim A	Dim B	Dim C
4	2.4	4.1	7.5	23	17.6	19.3	22.7
5	3.2	4.9	8.3	24	18.4	20.1	23.5
6	4.0	5.7	9.1	25	19.2	20.9	24.3
7	4.8	6.5	9.9	26	20.0	21.7	25.1
8	5.6	7.3	10.7	27	20.8	22.5	25.9
9	6.4	8.1	11.5	28	21.6	23.3	26.7
10	7.2	8.9	12.3	29	22.4	24.1	27.5
11	8.0	9.7	13.1	30	23.2	24.9	28.3
12	8.8	10.5	13.9	31	24.0	25.7	29.1
13	9.6	11.3	14.7	32	24.8	26.5	29.9
14	10.4	12.1	15.5	33	25.6	27.3	30.7
15	11.2	12.9	16.3	34	26.4	28.1	31.5
16	12.0	13.7	17.1	35	27.2	28.9	32.3
17	12.8	14.5	17.9	36	28.0	29.7	33.1
18	13.6	15.3	18.7	37	28.8	30.5	33.9
19	14.4	16.1	19.5	38	29.6	31.3	34.7
20	15.2	16.9	20.3	39	30.4	32.1	35.5
21	16.0	17.7	21.1	40	31.2	32.9	36.3
22	16.8	18.5	21.9				

RoHS Compliant




www.morethanall.com

DRAWING BY CY  
CHECKED BY GENIUS  
UNIT/mm SCALE 1:1  
DATE  
SIZE A4

TOLERANCES ARE  
X. ±  
.X ± 0.20  
.XX ± 0.10  
.XXX ±  
ANG ±

PJECTION



ORDER INFORMATION

FPE-WZA19-xx-LF  
SERIES | | | LEADFREE  
| | | 04~40WAY  
| | | HIGH 1.9mm  
| | | UPPER/CONTACT  
ZIF  
90°SMT

DESCRIPTION: 0.8mm ZIF FPC CONN. SMT R/A TOP CONTACT