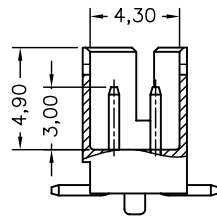
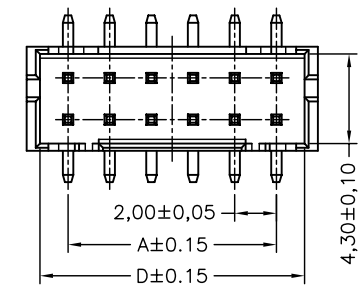
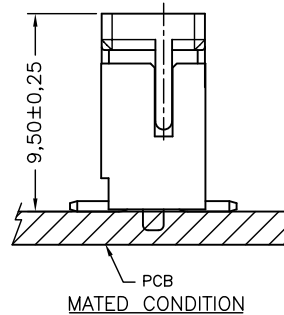
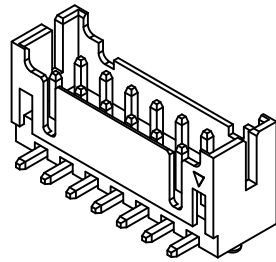
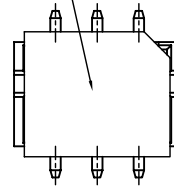


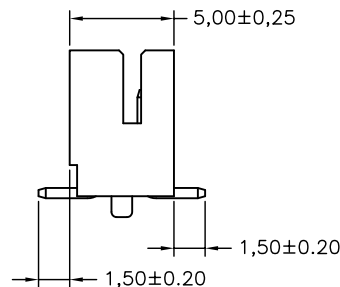
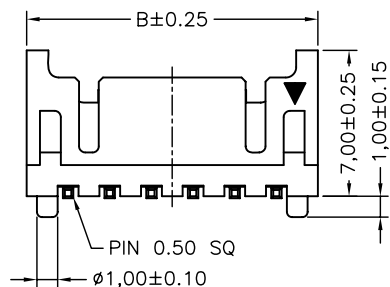
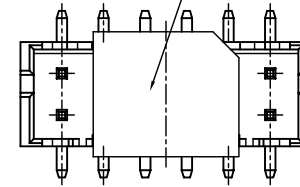
P.C.B LAYOUT



CAP
(FOR PICK AND
PLACE SYSTEMS)



CAP
(FOR PICK AND
PLACE SYSTEMS)



02P~03P

04P~20P

SPECIFICATIONS

Current Rating: 2A AC,DC
 Voltage Rating: 250V AC,DC
 Temperature Range: -25°C ~ +85°C
 Contact Resistance: 30mΩ Max.
 Insulation Resistance: 1000MΩ Min.
 Withstanding Voltage: 800V AC/minute
 Pin Material: Brass
 Cap: Nylon 6T,UL94V-0,Natural(Beige)

Circuit No.	Dimensions			
	A	B	C	D
2X02P	2.00	6.00	4.00	4.70
2X03P	4.00	8.00	6.00	6.70
2X04P	6.00	10.00	8.00	8.70
2X05P	8.00	12.00	10.00	10.70
2X06P	10.00	14.00	12.00	12.70
2X07P	12.00	16.00	14.00	14.70
2X08P	14.00	18.00	16.00	16.70
2X09P	16.00	20.00	18.00	18.70
2X10P	18.00	22.00	20.00	20.70
2X11P	20.00	24.00	22.00	22.70
2X12P	22.00	26.00	24.00	24.70
2X13P	24.00	28.00	26.00	26.70
2X14P	26.00	30.00	28.00	28.70
2X15P	28.00	32.00	30.00	30.70
2X16P	30.00	34.00	32.00	32.70
2X17P	32.00	36.00	34.00	34.70
2X18P	34.00	38.00	36.00	36.70
2X19P	36.00	40.00	38.00	38.70
2X20P	38.00	42.00	40.00	40.70


RoHS Compliant

TOLERANCES ARE

MORETHANALL
 PCB CONNECTORS
 Cable ASSEMBLIES
 煜倫股份有限公司
 www.morethanall.com

DRAWING BY CY
 CHECKED BY GENIUS
 UNIT / mm SCALE 1 : 1
 DATE
 SIZE A4 PPROJECTION

X, ±
 .X ± 0.25
 .XX ± 0.15
 .XXX ± 0.05
 ANG ±



ORDER INFORMATION

DF11-VPC-2Xxx-LF
 SERIES | LEADFREE
 | 2X02:04WAY
 | 2X20:40WAY
 | CAP
 | POST
 | 180°SMT

DESCRIPTION: 2.00mm PITCH 180° WAFER-SMT TYPE