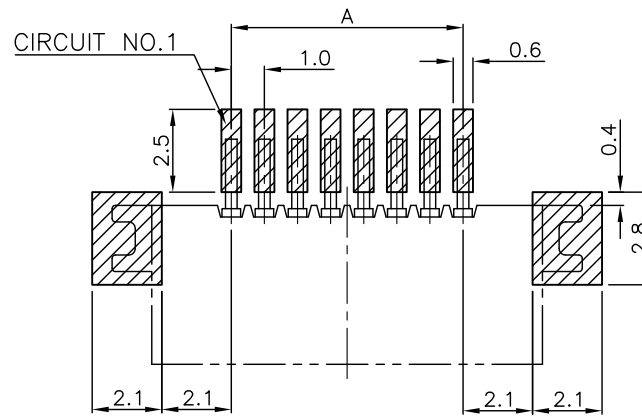
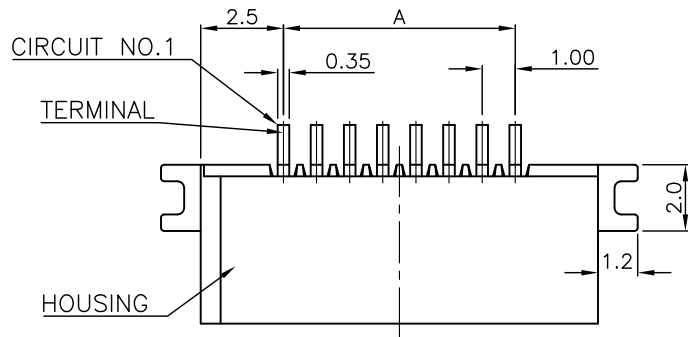


APPLICABLE FPC/FFC
RECOMMENDED DIMENSION
THICKNESS 0.3±0.03

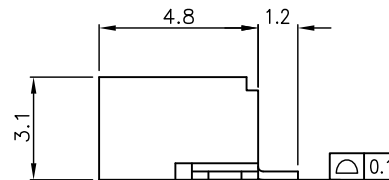
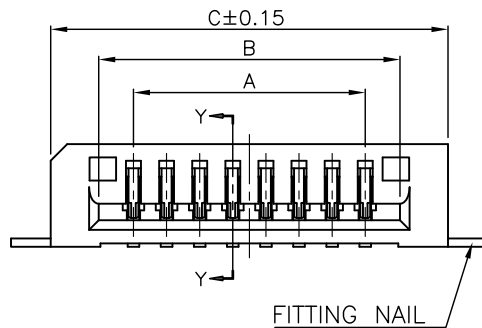
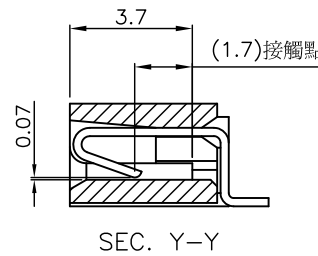


NOTES:

1. MATERIAL:
 - 1.1 HOUSING: THERMOPLASTIC, HIGH TEMP., UL94V-0.
 - 1.2 CONTACT: COPPER ALLOY
 - 1.3 FITTING NAIL: COPPER ALLOY
2. FINISH:
 - 2.1 CONTACT:
 - 1:50u" MIN NICKEL OVERALL
 - L:50u" MIN NICKEL OVERALL,
 - 120u" MIN. Pure Tin(Lead-Free) OVER ALL.
 - N:50u" MIN NICKEL OVERALL,
 - 120u" MIN. Matt Tin(Lead-Free) OVER ALL.



RECOMMENDED PCB LAYOUT
GENERAL TOLERANCE ±0.05



CKT	Dim A	Dim B	Dim C	CKT	Dim A	Dim B	Dim C
4	3.0	5.1	8.0	18	17.0	19.1	22.0
5	4.0	6.1	9.0	19	18.0	20.1	23.0
6	5.0	7.1	10.0	20	19.0	21.1	24.0
7	6.0	8.1	11.0	21	20.0	22.1	25.0
8	7.0	9.1	12.0	22	21.0	23.1	26.0
9	8.0	10.1	13.0	23	22.0	24.1	27.0
10	9.0	11.1	14.0	24	23.0	25.1	28.0
11	10.0	12.1	15.0	25	24.0	26.1	29.0
12	11.0	13.1	16.0	26	25.0	27.1	30.0
13	12.0	14.1	17.0	27	26.0	28.1	31.0
14	13.0	15.1	18.0	28	27.0	29.1	32.0
15	14.0	16.1	19.0	29	28.0	30.1	33.0
16	15.0	17.1	20.0	30	29.0	31.1	34.0
17	16.0	18.1	21.0				

RoHS Compliant

TOLERANCES ARE

MORETHANALL
PCB CONNECTORS
Cable ASSEMBLIES

DRAWING BY CY

X. ± 0.50

CHECKED BY GENIUS

.X ± 0.25

UNIT / mm

SCALE 1 : 1

.XX ± 0.15


DATE

.XXX ± 0.10

ANG ± 2°

SIZE A4

PJECTION



ORDER INFORMATION

FPA-WLA31E-xx-LF
SERIES | | | | LEADFREE
90°SMT | | | | 04-30 WAY
| | | | EAR
| | | | HIGH 3.1mm
| | | | UPPER CONTACT
| | | | NON ZIF

煜倫股份有限公司

www.morethanall.com

DESCRIPTION: 1.0mm NON ZIF FPC CONN SMT R/A TOP CONTACT TYPE