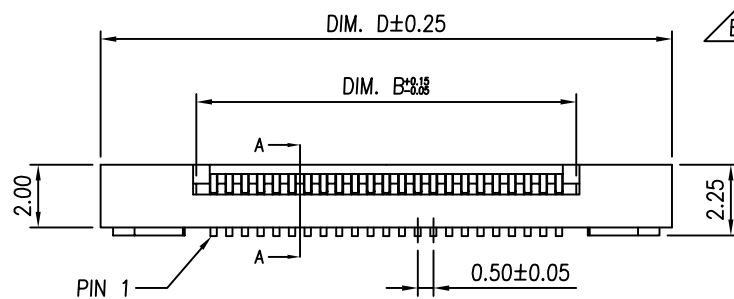
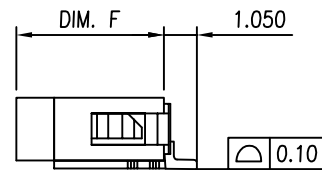


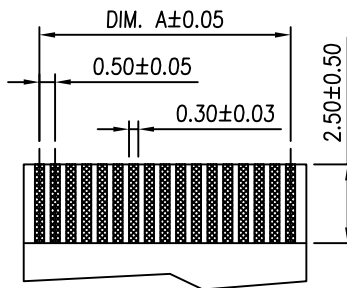
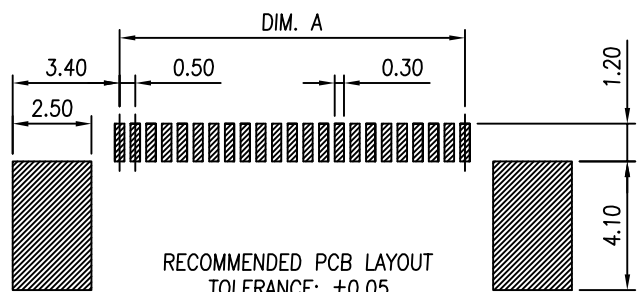
SECTION A-A



H=0.80mm: 3 ~ 30 PIN  
H=1.20mm: 31 ~ 61 PIN



ALL SOLDER TAIL & HOLDDOWN



FFC/FPC DIMENSION  
THICKNESS 0.30±0.03 mm

NOTE:

1.MATERIAL:

HOUSING: HIGH TEMPERATURE THERMOPLASTIC. COLOR: NATURAL.  
ACTUATOR: HIGH TEMPERATURE THERMOPLASTIC. COLOR: BLACK.  
TERMINAL: COPPER ALLOY.  
HOLDDOWN: COPPER ALLOY.

2.FINISH:

TERMINAL: 100u" MIN. TIN PLATING OR G/F GOLD PLATING WITH  
50u" MIN. NICKEL UNDERPLATED OVERALL.  
HOLDDOWN: 100u" MIN. TIN PLATING WITH  
50u" MIN. NICKEL UNDERPLATED OVERALL

RoHS Compliant

TOLERANCES ARE

**MORETHANALL**  
PCB CONNECTORS  
Cable ASSEMBLIES

DRAWING BY CY

X. ± 0.40

CHECKED BY GENIUS

.X ± 0.30

UNIT / mm

SCALE 1 : 1

.XX ± 0.20


DATE

.XXX ± 0.10

ANG ±

SIZE A4

PPOJECTION



ORDER INFORMATION

FPV-WZA23-xx-LF  
SERIES | | | LEADFREE  
| | | 03-62WAY  
| | | HIGH 2.25mm  
| | | UPPER CONTACT  
90°SMT ZIF

煜倫股份有限公司

www.morethanall.com

DESCRIPTION: FPC/FFC 0.5mm PITCH ZIF SMT TYPE CONNECTOR

■ DIMENSION TABLE

Pos.	Dimension						Pos.	Dimension						Pos.	Dimension					
	A	B	C	D	E	F		A	B	C	D	E	F		A	B	C	D	E	F
3	1.00	2.10	6.10	8.20	7.40	4.30	23	11.00	12.10	16.10	18.20	17.40	4.30	43	21.00	22.10	26.10	28.20	27.40	4.70
4	1.50	2.60	6.60	8.70	7.90	4.30	24	11.50	12.60	16.60	18.70	17.90	4.30	44	21.50	22.60	26.60	28.70	27.90	4.70
5	2.00	3.10	7.10	9.20	8.40	4.30	25	12.00	13.10	17.10	19.20	18.40	4.30	45	22.00	23.10	27.10	29.20	28.40	4.70
6	2.50	3.60	7.60	9.70	8.90	4.30	26	12.50	13.60	17.60	19.70	18.90	4.30	46	22.50	23.60	27.60	29.70	28.90	4.70
7	3.00	4.10	8.10	10.20	9.40	4.30	27	13.00	14.10	18.10	20.20	19.40	4.30	47	23.00	24.10	28.10	30.20	29.40	4.70
8	3.50	4.60	8.60	10.70	9.90	4.30	28	13.50	14.60	18.60	20.70	19.90	4.30	48	23.50	24.60	28.60	30.70	29.90	4.70
9	4.00	5.10	9.10	11.20	10.40	4.30	29	14.00	15.10	19.10	21.20	20.40	4.30	49	24.00	25.10	29.10	31.20	30.40	4.70
10	4.50	5.60	9.60	11.70	10.90	4.30	30	14.50	15.60	19.60	21.70	20.90	4.30	50	24.50	25.60	29.60	31.70	30.90	4.70
11	5.00	6.10	10.10	12.20	11.40	4.30	31	15.00	16.10	20.10	22.20	21.40	4.70	51	25.00	26.10	30.10	32.20	31.40	4.70
12	5.50	6.60	10.60	12.70	11.90	4.30	32	15.50	16.60	20.60	22.70	21.90	4.70	52	25.50	26.60	30.60	32.70	31.90	4.70
13	6.00	7.10	11.10	13.20	12.40	4.30	33	16.00	17.10	21.10	23.20	22.40	4.70	53	26.00	27.10	31.10	33.20	32.40	4.70
14	6.50	7.60	11.60	13.70	12.90	4.30	34	16.50	17.60	21.60	23.70	22.90	4.70	54	26.50	27.60	31.60	33.70	32.90	4.70
15	7.00	8.10	12.10	14.20	13.40	4.30	35	17.00	18.10	22.10	24.20	23.40	4.70	55	27.00	28.10	32.10	34.20	33.40	4.70
16	7.50	8.60	12.60	14.70	13.90	4.30	36	17.50	18.60	22.60	24.70	23.90	4.70	56	27.50	28.60	32.60	34.70	33.90	4.70
17	8.00	9.10	13.10	15.20	14.40	4.30	37	18.00	19.10	23.10	25.20	24.40	4.70	57	28.00	29.10	33.10	35.20	34.40	4.70
18	8.50	9.60	13.60	15.70	14.90	4.30	38	18.50	19.60	23.60	25.70	24.90	4.70	58	28.50	29.60	33.60	35.70	34.90	4.70
19	9.00	10.10	14.10	16.20	15.40	4.30	39	19.00	20.10	24.10	26.20	25.40	4.70	59	29.00	30.10	34.10	36.20	35.40	4.70
20	9.50	10.60	14.60	16.70	15.90	4.30	40	19.50	20.60	24.60	26.70	25.90	4.70	60	29.50	30.60	34.60	36.70	35.90	4.70
21	10.00	11.10	15.10	17.20	16.40	4.30	41	20.00	21.10	25.10	27.20	26.40	4.70	61	30.00	31.10	35.10	37.20	36.40	4.70
22	10.50	11.60	15.60	17.70	16.90	4.30	42	20.50	21.60	25.60	27.70	26.90	4.70							

RoHS Compliant

TOLERANCES ARE

**MORETHANALL**  
PCB CONNECTORS  
Cable ASSEMBLIES

DRAWING BY CY

CHECKED BY GENIUS

UNIT / mm


SCALE 1 : 1

DATE

SIZE A4

X. ± 0.40  
.X ± 0.30  
.XX ± 0.20  
.XXX ± 0.10  
ANG ±

PPOJECTION 



ORDER INFORMATION

FPV-WZA23-xx-LF  
SERIES | | | | LEADFREE  
| | | | 03-62WAY  
| | | | HIGH 2.25mm  
90°SMT | | | | UPPER CONTACT  
ZIF

DESCRIPTION: FPC/FFC 0.5mm PITCH ZIF SMT TYPE CONNECTOR

煜倫股份有限公司

www.morethanall.com