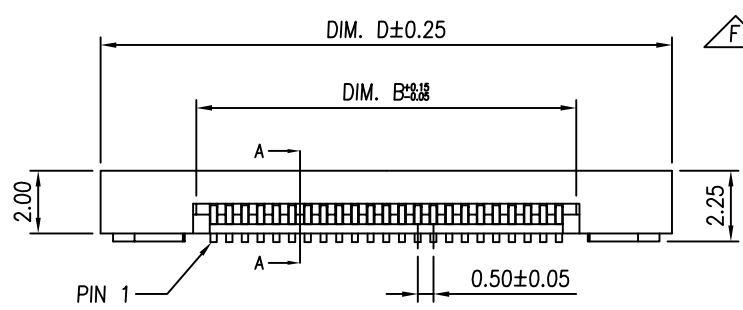
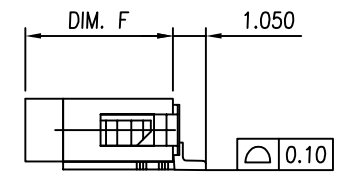


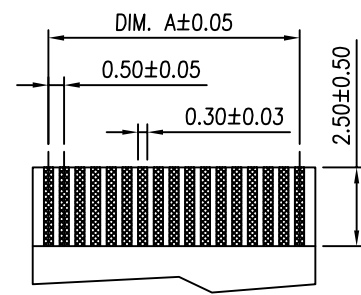
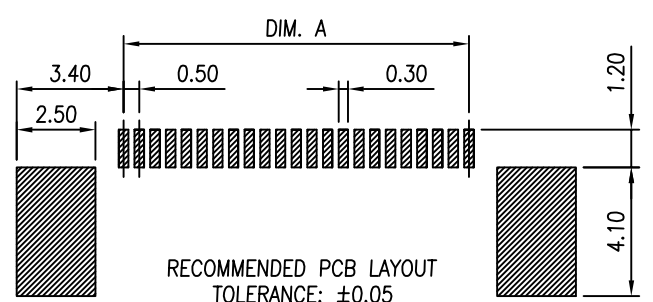
SECTION A-A



H=0.80mm: 3 ~ 30 PIN
H=1.20mm: 31 ~ 61 PIN



ALL SOLDER TAIL & HOLDDOWN



FFC/FPC DIMENSION
THICKNESS 0.30±0.03 mm

NOTE:

- 1.MATERIAL:
HOUSING: HIGH TEMPERATURE THERMOPLASTIC. COLOR: NATURAL.
ACTUATOR: HIGH TEMPERATURE THERMOPLASTIC. COLOR: BLACK.
TERMINAL: COPPER ALLOY.
HOLDDOWN: COPPER ALLOY.
- 2.FINISH:
TERMINAL: 100u" MIN. TIN PLATING OR G/F GOLD PLATING WITH 50u" MIN. NICKEL UNDERPLATED OVERALL.
HOLDDOWN: 100u" MIN. TIN PLATING WITH 50u" MIN. NICKEL UNDERPLATED OVERALL

RoHS Compliant

TOLERANCES ARE



DRAWING BY CY		X. ± 0.40
CHECKED BY GENIUS		.X ± 0.30
UNIT / mm	SCALE 1 : 1	.XX ± 0.20
DATE		.XXX ± 0.10
		ANG ±



ORDER INFORMATION

FPV-WZB23-xx-LF
SERIES | | | LEADFREE
| | | 03-62WAY
| | | HIGH 2.25mm
90°SMT | | BOTTOM CONTACT
| | ZIF

煜倫股份有限公司

www.morethanall.com

SIZE A4 PPROJECTION

DESCRIPTION: FPC/FFC 0.5mm PITCH ZIF SMT TYPE CONNECTOR

■ DIMENSION TABLE

Pos.	Dimension					
	A	B	C	D	E	F
3	1.00	2.10	6.10	8.20	7.40	4.30
4	1.50	2.60	6.60	8.70	7.90	4.30
5	2.00	3.10	7.10	9.20	8.40	4.30
6	2.50	3.60	7.60	9.70	8.90	4.30
7	3.00	4.10	8.10	10.20	9.40	4.30
8	3.50	4.60	8.60	10.70	9.90	4.30
9	4.00	5.10	9.10	11.20	10.40	4.30
10	4.50	5.60	9.60	11.70	10.90	4.30
11	5.00	6.10	10.10	12.20	11.40	4.30
12	5.50	6.60	10.60	12.70	11.90	4.30
13	6.00	7.10	11.10	13.20	12.40	4.30
14	6.50	7.60	11.60	13.70	12.90	4.30
15	7.00	8.10	12.10	14.20	13.40	4.30
16	7.50	8.60	12.60	14.70	13.90	4.30
17	8.00	9.10	13.10	15.20	14.40	4.30
18	8.50	9.60	13.60	15.70	14.90	4.30
19	9.00	10.10	14.10	16.20	15.40	4.30
20	9.50	10.60	14.60	16.70	15.90	4.30
21	10.00	11.10	15.10	17.20	16.40	4.30
22	10.50	11.60	15.60	17.70	16.90	4.30

Pos.	Dimension					
	A	B	C	D	E	F
23	11.00	12.10	16.10	18.20	17.40	4.30
24	11.50	12.60	16.60	18.70	17.90	4.30
25	12.00	13.10	17.10	19.20	18.40	4.30
26	12.50	13.60	17.60	19.70	18.90	4.30
27	13.00	14.10	18.10	20.20	19.40	4.30
28	13.50	14.60	18.60	20.70	19.90	4.30
29	14.00	15.10	19.10	21.20	20.40	4.30
30	14.50	15.60	19.60	21.70	20.90	4.30
31	15.00	16.10	20.10	22.20	21.40	4.70
32	15.50	16.60	20.60	22.70	21.90	4.70
33	16.00	17.10	21.10	23.20	22.40	4.70
34	16.50	17.60	21.60	23.70	22.90	4.70
35	17.00	18.10	22.10	24.20	23.40	4.70
36	17.50	18.60	22.60	24.70	23.90	4.70
37	18.00	19.10	23.10	25.20	24.40	4.70
38	18.50	19.60	23.60	25.70	24.90	4.70
39	19.00	20.10	24.10	26.20	25.40	4.70
40	19.50	20.60	24.60	26.70	25.90	4.70
41	20.00	21.10	25.10	27.20	26.40	4.70
42	20.50	21.60	25.60	27.70	26.90	4.70

Pos.	Dimension					
	A	B	C	D	E	F
43	21.00	22.10	26.10	28.20	27.40	4.70
44	21.50	22.60	26.60	28.70	27.90	4.70
45	22.00	23.10	27.10	29.20	28.40	4.70
46	22.50	23.60	27.60	29.70	28.90	4.70
47	23.00	24.10	28.10	30.20	29.40	4.70
48	23.50	24.60	28.60	30.70	29.90	4.70
49	24.00	25.10	29.10	31.20	30.40	4.70
50	24.50	25.60	29.60	31.70	30.90	4.70
51	25.00	26.10	30.10	32.20	31.40	4.70
52	25.50	26.60	30.60	32.70	31.90	4.70
53	26.00	27.10	31.10	33.20	32.40	4.70
54	26.50	27.60	31.60	33.70	32.90	4.70
55	27.00	28.10	32.10	34.20	33.40	4.70
56	27.50	28.60	32.60	34.70	33.90	4.70
57	28.00	29.10	33.10	35.20	34.40	4.70
58	28.50	29.60	33.60	35.70	34.90	4.70
59	29.00	30.10	34.10	36.20	35.40	4.70
60	29.50	30.60	34.60	36.70	35.90	4.70
61	30.00	31.10	35.10	37.20	36.40	4.70

RoHS Compliant

TOLERANCES ARE

MORETHANALL
PCB CONNECTORS
Cable ASSEMBLIES

煜倫股份有限公司

www.morethanall.com

DRAWING BY CY

CHECKED BY GENIUS

UNIT / mm SCALE 1 : 1

DATE

SIZE A4

X. ± 0.40
.X ± 0.30
.XX ± 0.20
.XXX ± 0.10
ANG ±

PJECTION 



ORDER INFORMATION

FPV-WZB23-xx-LF
SERIES | | | LEADFREE
| | | 03-62WAY
| | | HIGH 2.25mm
90°SMT | | BOTTOM CONTACT
ZIF

DESCRIPTION: FPC/FFC 0.5mm PITCH ZIF SMT TYPE CONNECTOR