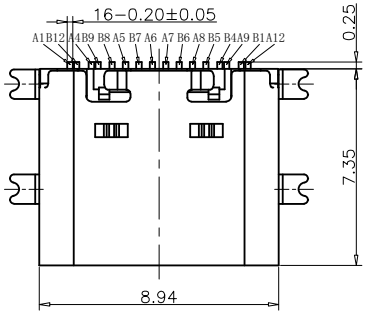

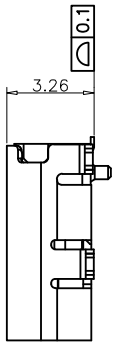

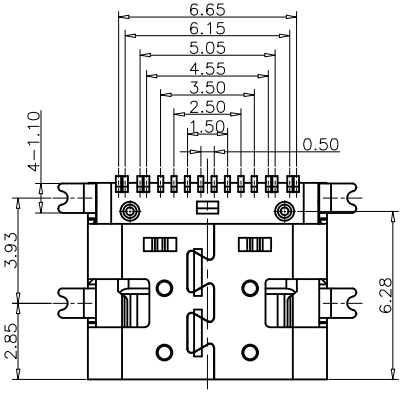

NOTES:
1.Material:See Table
2.Finished:See Table
3.Mechenical:
Insertion force: 0.5~2.0kgf
Removal force: 0.8~2.0kgf
Durability: 10000 times
4.Electrical:
Current rating: 5.0A
Voltage rating: 5.0V

Dielectric withstand voltage.AC 100V for 1Minute.
5.Environmental:

6.IR REFLOW:
The peak temperature on the board shall

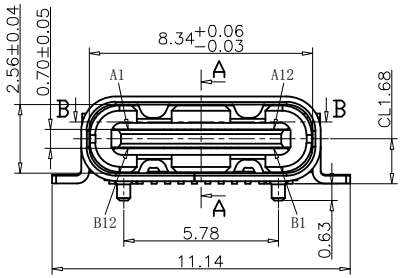

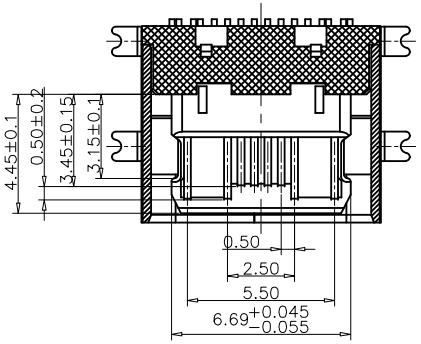

SECTION B-B
SCALE 1:1

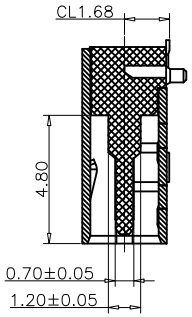

SECTION A-A
SCALE 1:1

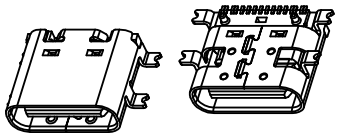

USB TYPE C PIN ASSIGNMENTS

PIN NUMBER	SIGNAL NAME	PIN NUMBER	SIGNAL NAME
A1	GND	B12	GND
A4	VBUS	B9	VBUS
A5	CC1	B8	SUB2
A6	Dp1	B7	Dn2
A7	Dn1	B6	Dp2
A8	SBU1	B5	CC2
A9	VBUS	B4	VBUS
A12	GND	B1	GND

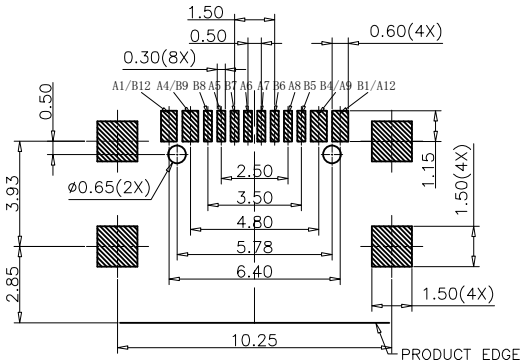

RECOMMEND P.C.B LAYOUT(COMPONENT SIDE)
TOLERANCE FOR PCB LAYOUT IS ±0.05

TABLE:

NO	PART	Q'TY	Material
1	SHELL	1	STAINLESS STEEL,Ni PLATED 30u"Min
2	CONTACT	16	COPPER STEEL,Ni 50u"Min;Au u"
3	MID PLATE	1	STAINLESS STEEL,NO PLATING
4	MD HOUSING	1	HIGH TEMPERATURE RESISTANT PLASTIC BLACK UL94 V-0

RoHS Compliant

MORETHANALL
PCB CONNECTORS
Cable ASSEMBLIES
煜倫股份有限公司
www.morethanall.com

DRAWING BY CY		TOLERANCES ARE
CHECKED BY GENIUS		X. ±
UNIT / mm	SCALE 1 : 1	.X ±
		.XX ±
DATE		.XXX ±
		ANG ±
SIZE A4	PPOJECTION	



ORDER INFORMATION

USB-SWEPA057E-24C16-LF

SERIES
FEMALE
90°SMT
EAR+POST
10.25mm
5.78mm
EAR
24 PIN C TYPE
16 WAY
LEADFREE

DESCRIPTION: