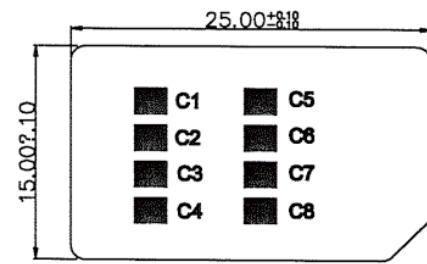
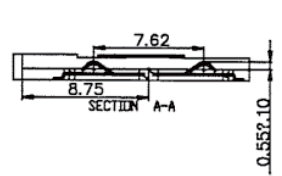


The recommended PCB layout
(Tolerance= ±0.1mm)



Reference Sim Card

NOTE:
H=1.80
Unless otherwise stated, tolerances are ±0.10mm

NOTES:

- General Characteristics
Dimensions: 16.40x16.30Wx1.80H, 2.0H mm
Weight: Approx. 0.45g±0.2g
Contact principle: Friction technology
Operating position: Shaft up/Down/Horizontal
Mounting System: SMT
Durability: 1500 cycles min.
- Mechanical characteristics:
Insulation Material: Thermoplastic UL94V-0
Terminals : Copper Alloys Phosphor Bronze
Cover : SUS304
- Electrical Characteristics
Number of contacts: 6 pins
Rated voltage : 50V Maximun
Current Rating : 1.0 Amps Maximun
Contact resistance: 50 mohms typical,
100 mohms max.
Insulation resistance: >1000 Mohms / 500 VDC
Dielectric Strength: 500V AC for 1 minute
- Solderability
Wave: Not applicable
voporphase: 215°c , 30 sec. MAX.
IR reflow: 250°c, 5 sec. MAX.
Manual soldering: Not applicable
- Environmental Characteristics
Operating temperature: -25°c~+70°c
Operating humidity: 10°c~95%RH
Storage temperature: -40°c~+85°c
Storage humidity: 10°c~95%RH
Thermal shock: -40°c~+85°c , 5 cycles
Damp Heat: 40°c, 90%RH, 10days
Salt-mist: 35°c, 5%, NaCL, 24H

RoHS Compliant

TOLERANCES ARE



DRAWING BY CY

CHECKED BY GENIUS


UNIT / mm SCALE 1 : 1

DATE

SIZE A4

X, ±
.X ± 0.25
.XX ± 0.15
.XXX ± 0.10
ANG ±

PJECTION



ORDER INFORMATION

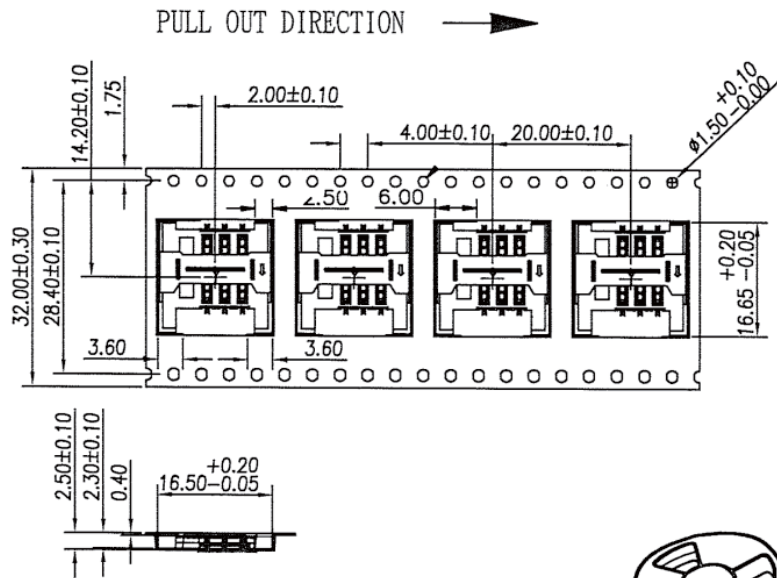
SCT-W1218XR-06-LF
SERIES | | | | LEADFREE
| | | | 06WAY
| | | | REEL
90°SMT | | | | NON POST
| | | | HIGH 1.8mm
| | | | PAD TO PAD 12.56mm

DESCRIPTION: SIM CARD CONNECTOR

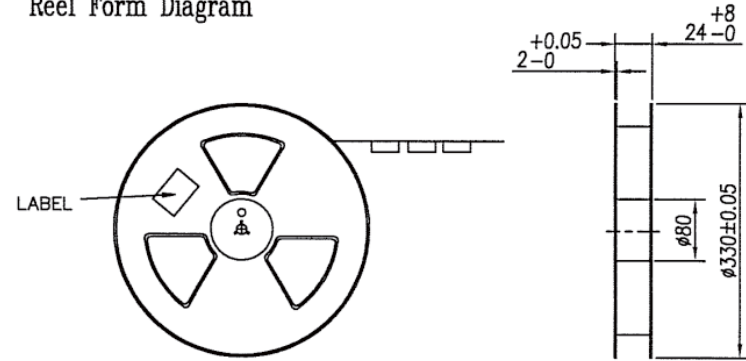
煜倫股份有限公司

www.morethanall.com

SIM Card Connector



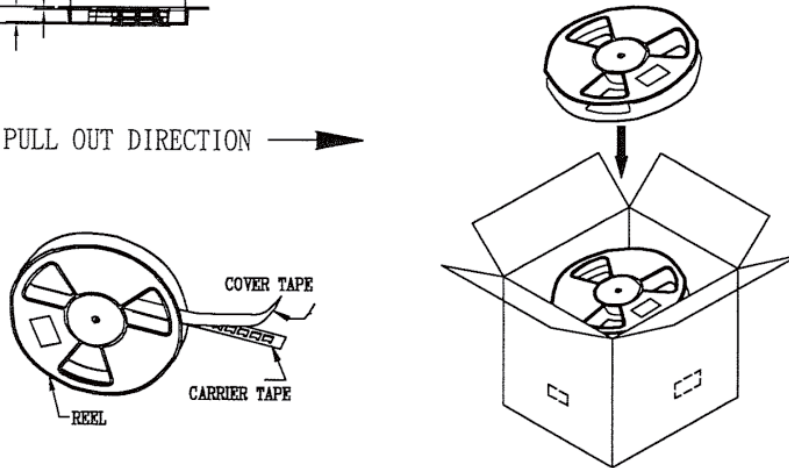
Reel Form Diagram



G. W. : 1.00KGS
Q' ty: 1000 Pcs per Reel

G. W. : 7.00KGS
Q' ty: 10000 Pcs per carton (10 Reels set in order)
Meas: 35.00L x 35.00W x 31.50H cm

PULL OUT DIRECTION →



MORETHANALL
PCB CONNECTORS
Cable ASSEMBLIES

煜倫股份有限公司

www.morethanall.com

RoHS Compliant

DRAWING BY CY

CHECKED BY GENIUS

UNIT / mm SCALE 1 : 1


DATE

SIZE A4

TOLERANCES ARE

X, \pm
.X \pm 0.25
.XX \pm 0.15
.XXX \pm 0.10
ANG \pm

PJECTION



ORDER INFORMATION

SCT-W1218XR-06-LF
SERIES | | | | | LEADFREE
| | | | | 06WAY
| | | | | REEL
| | | | | NON POST
90°SMT | | | | | HIGH 1.8mm
| | | | | PAD TO PAD 12.56mm

DESCRIPTION: SIM CARD CONNECTOR