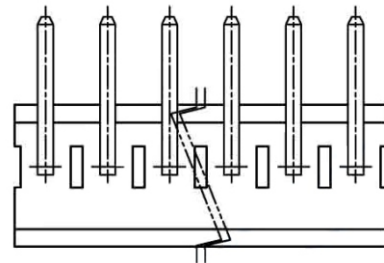


RECOMMENDED PCB LAYOUT



- \* Material: Nylon UL 94V-0
- \* Contact: Copper alloy , 0.64 mm square pin, plated Tin or Gold-Flash
- \* Electrical rating : UL 250 2A, AC/DC  
CSA 250V 2A, AC/DC
- \* 2-28 circuits available

CIRCUITS	DIM. A	DIM. B	CIRCUITS	DIM. A	DIM. B
2	2.54	5.08	16	38.10	40.64
3	5.08	7.62	17	40.64	43.18
4	7.62	10.16	18	43.18	45.72
5	10.16	12.70	19	45.72	48.26
6	12.70	15.24	20	48.26	50.80
7	15.24	17.78	21	50.80	53.34
8	17.78	20.32	22	53.34	55.88
9	20.32	22.86	23	55.88	58.42
10	22.86	25.40	24	58.42	60.96
11	25.40	27.94	25	60.96	63.50
12	27.94	30.48	26	63.50	66.04
13	30.48	33.02	27	66.04	68.58
14	33.02	35.56	28	68.58	71.12
15	35.56	38.10			

RoHS Compliant

TOLERANCES ARE



DRAWING BY CY

X. ±

CHECKED BY GENIUS

.X ±

UNIT / mm

SCALE 1 : 1

.XX ±


DATE

.XXX ±

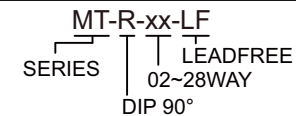
ANG ±

SIZE A4

PPOJECTION



ORDER INFORMATION



煜倫股份有限公司

www.morethanall.com

DESCRIPTION: MT Series Right Angle Headers